



Customer Service
PO Box 11813
Harrisburg, PA 17108-1813

SAN BERNARDINO COUNTY

ACCOUNT STATEMENT

For the Month Ending
January 31, 2021

Client Management Team

Kenneth Schiebel, CFA

Managing Director
213 Market Street
Harrisburg, PA 17101-2141
717-232-2723
schiebelk@pfm.com

Danny A. Nelson

Senior Managing Consultant
50 South 6th Street, Suite 2250
Minneapolis, MN 55402
612-371-3747
nelsond@pfm.com

Contents

Cover/Disclosures
Summary Statement
Individual Accounts

Accounts included in Statement

76990800 SAN BERNARDINO COUNTY

SAN BERNARDINO COUNTY
PARTH BHATT
268 WEST HOSPITALITY LANE
FIRST FLOOR
SAN BERNARDINO, CA 92415-0360

Online Access www.pfm.com

Customer Service 1-717-232-2723



Account Statement

For the Month Ending January 31, 2021

Important Disclosures

Important Disclosures

This statement is for general information purposes only and is not intended to provide specific advice or recommendations. PFM Asset Management LLC ("PFM") is an investment advisor registered with the Securities and Exchange Commission, and is required to maintain a written disclosure statement of our background and business experience. If you would like to receive a copy of our current disclosure statement, please contact Service Operations at the address below.

Proxy Voting PFM does not normally receive proxies to vote on behalf of its clients. However, it does on occasion receive consent requests. In the event a consent request is received the portfolio manager contacts the client and then proceeds according to their instructions. PFM's Proxy Voting Policy is available upon request by contacting Service Operations at the address below.

Questions About an Account PFM's monthly statement is intended to detail our investment advisory activity as well as the activity of any accounts held by clients in pools that are managed by PFM. The custodian bank maintains the control of assets and executes (i.e., settles) all investment transactions. The custodian statement is the official record of security and cash holdings and transactions. PFM recognizes that clients may use these reports to facilitate record keeping and that the custodian bank statement and the PFM statement should be reconciled and differences resolved. Many custodians use a settlement date basis which may result in the need to reconcile due to a timing difference.

Account Control PFM does not have the authority to withdraw funds from or deposit funds to the custodian. Our clients retain responsibility for their internal accounting policies; implementing and enforcing internal controls and generating ledger entries or otherwise recording transactions.

Market Value Generally, PFM's market prices are derived from closing bid prices as of the last business day of the month as supplied by Refinitiv or Bloomberg. Where prices are not available from generally recognized sources the securities are priced using a yield-based matrix system to arrive at an estimated market value. Prices that fall between data points are interpolated. Non-negotiable FDIC-insured bank certificates of deposit are priced at par. Although PFM believes the prices to be reliable, the values of the securities do not always represent the prices at which the securities could have been bought or sold. Explanation of the valuation methods for a registered investment company, local government investment program, or TERM funds is contained in the appropriate fund offering documentation or information statement.

Amortized Cost The original cost of the principal of the security is adjusted for the amount of the periodic reduction of any discount or premium from the purchase date until the date of the report. Discount or premium with respect to short term securities (those with less than one year to maturity at time of issuance) is amortized on a straightline basis. Such discount or premium with respect to longer term securities is amortized using the constant yield basis.

Tax Reporting Cost data and realized gains / losses are provided for informational purposes only. Please review for accuracy and consult your tax advisor to determine the tax consequences of your security transactions. PFM does not report such information to the IRS or other taxing authorities and is not responsible for the accuracy of such information that may be required to be reported to federal, state or other taxing authorities.

Financial Situation In order to better serve you, PFM should be promptly notified of any material change in your investment objective or financial situation.

Callable Securities Securities subject to redemption prior to maturity may be redeemed in whole or in part before maturity, which could affect the yield represented.

Portfolio The securities in this portfolio, including shares of mutual funds, are not guaranteed or otherwise protected by PFM, the FDIC (except for certain non-negotiable certificates of deposit) or any government agency. Investment in securities involves risks, including the possible loss of the amount invested. Actual settlement values, accrued interest, and amortized cost amounts may vary for securities subject to an adjustable interest rate or subject to principal paydowns. Any changes to the values shown may be reflected within the next monthly statement's beginning values.

Rating Information provided for ratings is based upon a good faith inquiry of selected sources, but its accuracy and completeness cannot be guaranteed.

Shares of some money market and TERM funds are marketed through representatives of PFM's wholly owned subsidiary, PFM Fund Distributors, Inc. PFM Fund Distributors, Inc. is registered with the SEC as a broker/dealer and is a member of the Financial Industry Regulatory Authority ("FINRA") and the Municipal Securities Rulemaking Board ("MSRB"). You may reach the FINRA by calling the FINRA Regulator Public Disclosure Hotline at 1-888-289-9999 or at the FINRA Regulation Internet website address www.nasd.com. A brochure describing the FINRA Regulation Public Disclosure Program is also available from the FINRA upon request.

Key Terms and Definitions

Dividends on money market funds consist of interest earned, plus any discount ratably amortized to the date of maturity, plus all realized gains and losses on the sale of securities prior to maturity, less ratably amortization of any premium and all accrued expenses to the fund. Dividends are accrued daily and may be paid either monthly or quarterly. The monthly earnings on this statement represent the estimated dividend accrued for the month for any program that distributes earnings on a quarterly basis. There is no guarantee that the estimated amount will be paid on the actual distribution date.

Current Yield is the net change, exclusive of capital changes and income other than investment income, in the value of a hypothetical fund account with a balance of one share over the seven-day base period including the statement date, expressed as a percentage of the value of one share (normally \$1.00 per share) at the beginning of the seven-day period. This resulting net change in account value is then annualized by multiplying it by

365 and dividing the result by 7. The yields quoted should not be considered a representation of the yield of the fund in the future, since the yield is not fixed. **Average maturity** represents the average maturity of all securities and investments of a portfolio, determined by multiplying the par or principal value of each security or investment by its maturity (days or years), summing the products, and dividing the sum by the total principal value of the portfolio. The stated maturity date of mortgage backed or callable securities are used in this statement. However the actual maturity of these securities could vary depending on the level or prepayments on the underlying mortgages or whether a callable security has or is still able to be called.

Monthly distribution yield represents the net change in the value of one share (normally \$1.00 per share) resulting from all dividends declared during the month by a fund expressed as a percentage of the value of one share at the beginning of the month. This resulting net change is then annualized by multiplying it by 365 and dividing it by the number of calendar days in the month. **YTM at Cost** The yield to maturity at cost is the expected rate of return, based on the original cost, the annual interest receipts, maturity value and the time period from purchase date to maturity, stated as a percentage, on an annualized basis.

YTM at Market The yield to maturity at market is the rate of return, based on the current market value, the annual interest receipts, maturity value and the time period remaining until maturity, stated as a percentage, on an annualized basis. **Managed Account A** portfolio of investments managed discretely by PFM according to the client's specific investment policy and requirements. The investments are directly owned by the client and held by the client's custodian. **Unsettled Trade A** trade which has been executed however the final consummation of the security transaction and payment has not yet taken place.

Please review the detail pages of this statement carefully. If you think your statement is wrong, missing account information, or if you need more information about a transaction, please contact PFM within 60 days of receipt. If you have other concerns or questions regarding your account you should contact a member of your client management team or PFM Service Operations at the address below.

PFM Asset Management LLC
Attn: Service Operations
213 Market Street
Harrisburg, PA 17101



SAN BERNARDINO COUNTY

Consolidated Summary Statement

Account Statement
For the Month Ending **January 31, 2021**

Portfolio Summary

Portfolio Holdings	Cash Dividends and Income	Closing Market Value
PFM Managed Account	8,584,563.54	9,408,760,906.76
Cash Balance	0.00	224,312,941.17
Total	\$8,584,563.54	\$9,633,073,847.93

Investment Allocation

Investment Type	Closing Market Value	Percent
Asset-Backed Security	165,387,580.86	1.72
Bank Note	60,828,893.00	0.63
Certificate of Deposit	1,710,266,947.48	17.75
Commercial Paper	1,902,054,340.00	19.75
Corporate Note	178,474,380.04	1.85
Federal Agency Collateralized Mortgage Obligation	55,801,295.09	0.58
Federal Agency Bond / Note	2,952,234,540.29	30.65
Federally Insured Cash Account	25,000,000.00	0.26
Joint Powers Authority	375,000,000.00	3.89
Money Market Mutual Fund	2,000,000.00	0.02
NOW Account	200,000,000.00	2.08
Supra-National Agency Bond / Note	229,490,305.00	2.38
U.S. Treasury Bond / Note	1,552,222,625.00	16.11
Cash Balance	224,312,941.17	2.33
Total	\$9,633,073,847.93	100.00%



Account Statement
For the Month Ending January 31, 2021

Consolidated Summary Statement

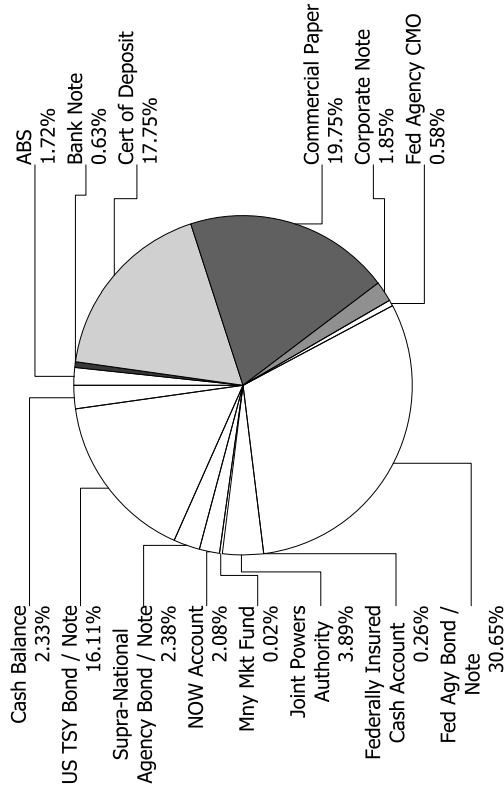
SAN BERNARDINO COUNTY

Maturity Distribution (Fixed Income Holdings)

Portfolio Holdings	Closing Market Value	Percent
Under 30 days	1,968,791,489.69	20.44
31 to 60 days	224,971,500.00	2.34
61 to 90 days	265,495,645.00	2.76
91 to 180 days	2,129,243,623.38	22.10
181 days to 1 year	989,212,259.99	10.27
1 to 2 years	888,356,328.64	9.22
2 to 3 years	1,516,161,411.14	15.74
3 to 4 years	1,136,196,745.31	11.79
4 to 5 years	514,644,844.78	5.34
Over 5 years	0.00	0.00
Total	\$9,633,073,847.93	100.00%

Weighted Average Days to Maturity 482

Sector Allocation





Managed Account Summary Statement

For the Month Ending **January 31, 2021**

SAN BERNARDINO COUNTY - 76990800

Transaction Summary - Managed Account

Opening Market Value

Maturities/Calls	\$9,593,732,092.55
Principal Dispositions	(4,647,661,351.24)
Principal Acquisitions	0.00
Unsettled Trades	4,366,726,128.49
Change in Current Value	99,934,083.33
	(3,970,046.37)
Closing Market Value	\$9,408,760,906.76

Cash Transactions Summary - Managed Account

Maturities/Calls	4,639,603,805.59
Sale Proceeds	0.00
Coupon/Interest/Dividend Income	7,817,153.80
Principal Payments	8,661,351.24
Security Purchases	(4,366,768,327.99)
Net Cash Contribution	(289,313,982.64)
Reconciling Transactions	0.00

Earnings Reconciliation (Cash Basis) - Managed Account

Interest/Dividends/Coupons Received	8,420,959.39
Less Purchased Interest Related to Interest/Coupons	(42,199.50)
Plus Net Realized Gains/Losses	205,803.65
Total Cash Basis Earnings	\$8,584,563.54

Cash Balance

Closing Cash Balance **\$0.00**

Earnings Reconciliation (Accrual Basis)

	Total
Ending Amortized Value of Securities	9,298,108,727.83
Ending Accrued Interest	21,138,459.97
Plus Proceeds from Sales	0.00
Plus Proceeds of Maturities/Calls/Principal Payments	4,648,265,156.83
Plus Coupons/Dividends Received	7,817,153.80
Less Cost of New Purchases	(4,466,702,411.32)
Less Beginning Amortized Value of Securities	(9,478,662,329.94)
Less Beginning Accrued Interest	(21,124,301.40)

Total Accrual Basis Earnings

\$8,840,455.77



SAN BERNARDINO COUNTY - 76990800

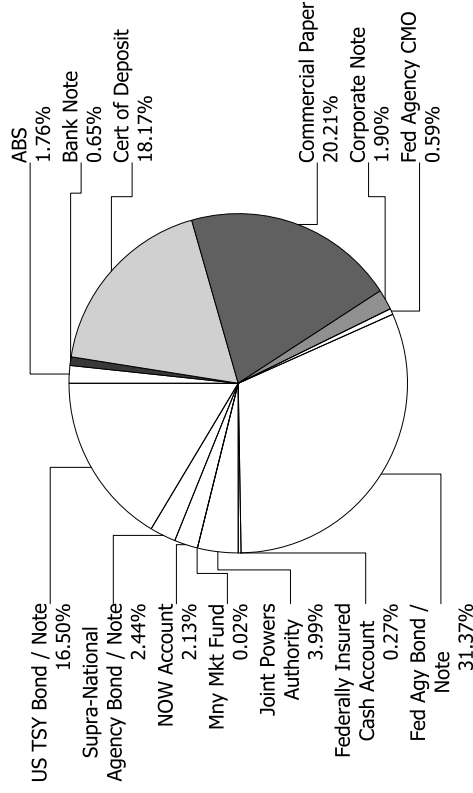
Portfolio Summary and Statistics

For the Month Ending **January 31, 2021**

Account Summary

Description	Par Value	Market Value	Percent
U.S. Treasury Bond / Note	1,500,000,000.00	1,552,222,625.00	16.50
Supra-National Agency Bond / Note	225,000,000.00	229,490,305.00	2.44
NOW Account	200,000,000.00	200,000,000.00	2.13
Money Market Mutual Fund	2,000,000.00	2,000,000.00	0.02
Joint Powers Authority	375,000,000.00	375,000,000.00	3.99
Federally Insured Cash Account	25,000,000.00	25,000,000.00	0.27
Federal Agency Collateralized Mortgage Obligation	51,897,380.17	55,801,295.09	0.59
Federal Agency Bond / Note	2,903,235,000.00	2,952,234,540.29	31.37
Corporate Note	176,540,000.00	178,474,380.04	1.90
Commercial Paper	1,903,000,000.00	1,902,054,340.00	20.21
Certificate of Deposit	1,710,000,000.00	1,710,266,947.48	18.17
Bank Note	60,000,000.00	60,828,893.00	0.65
Asset-Backed Security	162,863,740.63	165,387,580.86	1.76
Managed Account Sub-Total	9,294,536,120.80	9,408,760,906.76	100.00%
Accrued Interest		21,138,459.97	
Total Portfolio	9,294,536,120.80	9,429,899,366.73	

Sector Allocation



Unsettled Trades 100,000,000.00 99,941,650.00

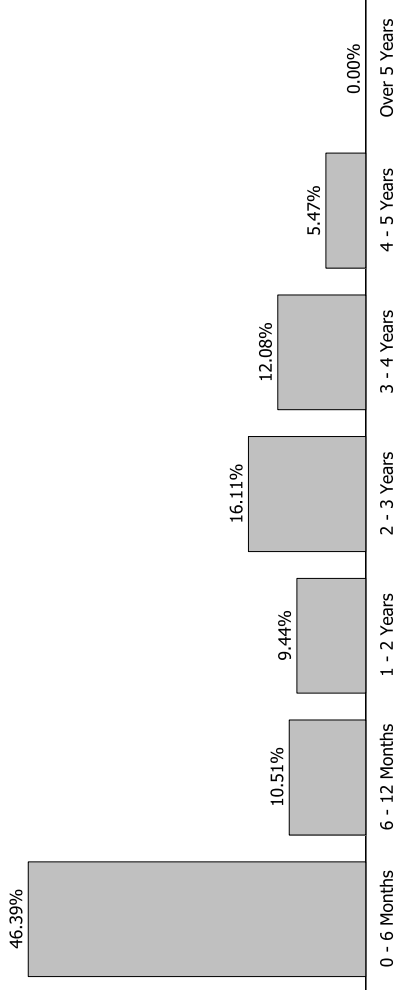


Portfolio Summary and Statistics

For the Month Ending **January 31, 2021**

SAN BERNARDINO COUNTY - 76990800

Maturity Distribution



Characteristics

Yield to Maturity at Cost	0.96%
Yield to Maturity at Market	0.23%
Weighted Average Days to Maturity	494



Managed Account Issuer Summary

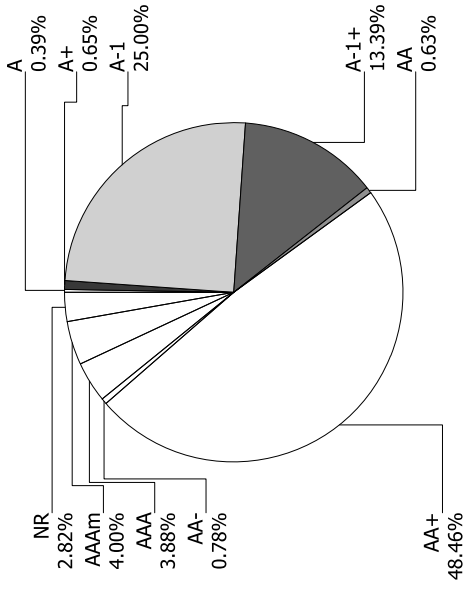
For the Month Ending January 31, 2021

SAN BERNARDINO COUNTY - 76990800

Issuer Summary

Credit Quality (S&P Ratings)

Issuer	Market Value of Holdings	Percent
3M COMPANY	5,124,450.00	0.05
BANK OF AMERICA CO	60,055,997.15	0.64
BANK OF MONTREAL	200,020,093.73	2.13
BANK OF NOVA SCOTIA	250,074,065.75	2.66
BANK OF THE WEST	200,000,000.00	2.13
BNP PARIBAS	229,951,370.00	2.44
CAMP	375,000,000.00	3.99
CHASE ISSURANCE	18,518,746.00	0.20
CHEVRON CORPORATION	24,515,352.00	0.26
CREDIT AGRICOLE SA	297,954,770.00	3.17
DEERE & COMPANY	31,391,608.00	0.33
EXXON MOBIL CORP	117,269,680.24	1.25
FAIRWAY FINANCE COMPANY LLC	99,896,350.00	1.06
FANNIE MAE	975,165,420.00	10.36
FEDERAL FARM CREDIT BANKS	610,354,597.59	6.49
FEDERAL HOME LOAN BANKS	501,868,235.90	5.33
FEDERATED GOVT OBLIGATIONS FUNDS	1,000,000.00	0.01
FIDELITY TREASURY MF	1,000,000.00	0.01
FREDDIE MAC	920,647,581.89	9.79
HONDA AUTO RECEIVABLES	48,273,154.48	0.51
HYUNDAI AUTO RECEIVABLES	4,633,990.79	0.05
INTER-AMERICAN DEVELOPMENT BANK	123,434,870.00	1.31
INTL BANK OF RECONSTRUCTION AND DEV	106,055,435.00	1.13
JOHN DEERE OWNER TRUST	15,429,264.96	0.16
JP MORGAN CHASE & CO	249,836,600.00	2.66
MERCEDES-BENZ AUTO LEASE TRUST	9,755,860.84	0.10
MERCEDES-BENZ AUTO RECEIVABLES	8,862,523.37	0.09
MICROSOFT CORP	9,859,642.80	0.10
NATIXIS NY BRANCH	249,868,250.00	2.66
NORDEA BANK ABP	250,023,849.30	2.66
RABOBANK NEDERLAND	349,826,550.00	3.72
ROYAL BANK OF CANADA	300,026,404.85	3.19





For the Month Ending January 31, 2021

Managed Account Issuer Summary

SAN BERNARDINO COUNTY - 76990800

Issuer	Market Value of Holdings	Percent
STARBIRD FUNDING CORP	99,937,000.00	1.06
STONECASTLE FICA	25,000,000.00	0.27
SVENSKA HANDELSBANKEN AB	250,046,794.95	2.66
SWEDBANK AB	249,999,916.23	2.66
THE BANK OF NEW YORK MELLON CORPORATION	5,150,420.00	0.05
TORONTO-DOMINION BANK	85,073,772.27	0.90
TOYOTA MOTOR CORP	310,163,182.42	3.30
UNITED STATES TREASURY	1,552,222,625.00	16.49
US BANCORP	123,072,537.60	1.31
WAL-MART STORES INC	17,197,251.00	0.18
WELLS FARGO & COMPANY	45,202,692.65	0.48
Total	\$9,408,760,906.76	100.00%



Managed Account Detail of Securities Held

For the Month Ending January 31, 2021

SAN BERNARDINO COUNTY - 76990800

Security Type / Description	Dated Date / Coupon / Maturity	CUSIP	S&P Rating	Moody's Rating	Trade Date	Settle Date	Original Cost	YTM at Cost	Accrued Interest	Amortized Cost	Market Value
U.S. Treasury Bond / Note											
US TREASURY NOTES	DTD 02/15/2018 2.250% 02/15/2021	9128283X6	AA+	Aaa	03/14/19	03/18/19	49,787,109.38	2.48	519,701.09	49,995,742.19	50,039,060.00
US TREASURY NOTES	DTD 02/15/2018 2.250% 02/15/2021	9128283X6	AA+	Aaa	03/25/19	03/26/19	74,923,828.13	2.30	779,551.63	74,998,458.95	75,058,590.00
US TREASURY NOTES	DTD 02/29/2016 1.125% 02/28/2021	912828P87	AA+	Aaa	11/29/17	11/30/17	24,374,023.44	1.92	119,647.79	24,985,749.27	25,019,530.00
US TREASURY NOTES	DTD 05/31/2016 1.375% 05/31/2021	912828R77	AA+	Aaa	12/20/16	12/21/16	24,334,960.94	2.00	59,495.19	24,951,208.60	25,105,470.00
US TREASURY NOTES	DTD 05/31/2014 2.000% 05/31/2021	912828WN6	AA+	Aaa	12/02/16	12/05/16	50,447,265.63	1.79	173,076.92	50,032,493.66	50,312,500.00
US TREASURY NOTES	DTD 07/31/2014 2.250% 07/31/2021	912828WY2	AA+	Aaa	04/29/19	04/30/19	99,925,781.25	2.28	6,215.47	99,983,767.47	101,078,120.00
US TREASURY NOTES	DTD 09/30/2016 1.125% 09/30/2021	912828T34	AA+	Aaa	11/29/17	11/30/17	24,198,242.19	2.00	95,810.44	24,861,983.12	25,167,970.00
US TREASURY NOTES	DTD 12/01/2014 1.875% 11/30/2021	912828G53	AA+	Aaa	12/20/16	12/21/16	24,734,375.00	2.10	81,129.81	24,955,557.48	25,367,187.50
US TREASURY NOTES	DTD 02/02/2015 1.500% 01/31/2022	912828H86	AA+	Aaa	02/15/17	02/16/17	48,779,296.88	2.02	2,071.82	49,754,510.53	50,695,310.00
US TREASURY NOTES	DTD 02/28/2017 1.875% 02/28/2022	912828W55	AA+	Aaa	11/29/17	11/30/17	24,823,242.19	2.05	199,412.98	24,955,326.20	25,476,562.50
US TREASURY NOTES	DTD 07/31/2017 1.875% 07/31/2022	912828P4	AA+	Aaa	04/29/19	04/30/19	98,746,093.75	2.28	5,179.56	99,424,765.23	102,656,250.00
US TREASURY NOTES	DTD 11/02/2015 1.875% 10/31/2022	912828M49	AA+	Aaa	11/29/17	11/30/17	24,739,257.81	2.10	120,424.72	24,907,520.73	25,765,625.00
US TREASURY NOTES	DTD 05/31/2016 1.625% 05/31/2023	912828R69	AA+	Aaa	04/05/19	04/08/19	48,658,203.13	2.31	140,625.00	49,247,565.69	51,726,560.00
US TREASURY NOTES	DTD 06/30/2016 1.375% 06/30/2023	912828S35	AA+	Aaa	11/08/19	11/12/19	24,701,171.88	1.72	30,386.74	24,801,908.06	25,738,280.00



Managed Account Detail of Securities Held

For the Month Ending **January 31, 2021**

SAN BERNARDINO COUNTY - 76990800

Security Type/Description	Dated Date/Coupon/Maturity	CUSIP	S&P Rating	Moody's Rating	Trade Date	Settle Date	Original Cost	YTM at Cost	Accrued Interest	Amortized Cost	Market Value
U.S. Treasury Bond / Note											
US TREASURY NOTES	DTD 06/30/2016 1.375% 06/30/2023	912828S35	AA+	Aaa	04/03/19	04/04/19	48,123,046.88	2.31	60,773.48	48,934,210.73	51,476,560.00
US TREASURY NOTES	DTD 07/02/2018 2.625% 06/30/2023	9128284U1	AA+	Aaa	04/05/19	04/08/19	50,634,765.63	2.31	116,022.10	50,361,372.40	53,000,000.00
US TREASURY NOTES	DTD 06/30/2016 1.375% 06/30/2023	912828S35	AA+	Aaa	04/15/19	04/16/19	96,035,156.25	2.37	121,546.96	97,731,056.21	102,953,120.00
US TREASURY NOTES	DTD 08/01/2016 1.250% 07/31/2023	912828S92	AA+	Aaa	03/27/19	03/28/19	96,265,625.00	2.15	3,453.04	97,857,325.82	102,750,000.00
US TREASURY NOTES	DTD 08/31/2016 1.375% 08/31/2023	9128282D1	AA+	Aaa	03/28/19	03/29/19	96,562,500.00	2.20	584,944.75	97,998,336.94	103,156,250.00
US TREASURY NOTES	DTD 05/15/2014 2.500% 05/15/2024	912828WJ5	AA+	Aaa	09/30/19	10/01/19	52,062,500.00	1.57	269,337.02	51,465,010.37	53,757,810.00
US TREASURY NOTES	DTD 05/15/2014 2.500% 05/15/2024	912828WJ5	AA+	Aaa	12/23/19	12/26/19	51,611,328.13	1.73	269,337.02	51,205,981.54	53,757,810.00
US TREASURY NOTES	DTD 06/30/2017 2.000% 06/30/2024	912828XX3	AA+	Aaa	09/25/19	09/26/19	50,886,718.75	1.61	88,397.79	50,634,827.40	53,015,625.00
US TREASURY NOTES	DTD 06/30/2017 2.000% 06/30/2024	912828XX3	AA+	Aaa	10/31/19	11/01/19	51,017,578.13	1.55	88,397.79	50,743,913.55	53,015,625.00
US TREASURY NOTES	DTD 06/30/2017 2.000% 06/30/2024	912828XX3	AA+	Aaa	11/01/19	11/04/19	50,935,546.88	1.58	88,397.79	50,685,150.51	53,015,625.00
US TREASURY NOTES	DTD 06/30/2019 1.750% 06/30/2024	9128286Z8	AA+	Aaa	12/11/19	12/12/19	50,173,828.13	1.67	77,348.07	50,130,214.21	52,593,750.00
US TREASURY NOTES	DTD 07/31/2017 2.125% 07/31/2024	9128282N9	AA+	Aaa	10/10/19	10/11/19	51,474,609.38	1.49	2,935.08	51,072,137.65	53,296,875.00
US TREASURY NOTES	DTD 02/17/2015 2.000% 02/15/2025	912828JZ7	AA+	Aaa	12/19/19	12/20/19	50,576,171.88	1.77	461,956.52	50,451,089.98	53,414,060.00
US TREASURY NOTES	DTD 05/15/2015 2.125% 05/15/2025	912828XB1	AA+	Aaa	12/09/19	12/10/19	51,109,375.00	1.70	228,936.46	50,874,968.48	53,812,500.00



Managed Account Detail of Securities Held

For the Month Ending **January 31, 2021**

SAN BERNARDINO COUNTY - 76990800											
Security Type/Description	CUSIP	Par	S&P Rating	Moody's Rating	Trade Date	Settle Date	Original Cost	YTM at Cost	Accrued Interest	Amortized Cost	Market Value
Security Type Sub-Total		1,500,000,000.00					1,490,641,601.64	2.02	4,794,513.03	1,498,002,152.97	1,552,222,625.00
Supra-National Agency Bond / Note											
INTER-AMERICAN DEVELOPMENT BANK NOTE	4581X0DB1	50,000,000.00	AAA	Aaa	04/12/18	04/19/18	49,890,000.00	2.70	371,875.00	49,992,271.90	50,263,800.00
DTD 04/19/2018 2.625% 04/19/2021											
INTL BANK OF RECONSTRUCTION AND DEV NOTE	459058GH0	50,000,000.00	AAA	Aaa	07/18/18	07/25/18	49,883,000.00	2.83	30,555.56	49,981,605.12	50,617,950.00
DTD 07/25/2018 2.750% 07/23/2021											
INTL BANK OF RECON AND DEV GLOBAL NOTES	459058GF4	20,000,000.00	AAA	Aaa	12/12/17	12/13/17	19,955,000.00	2.19	56,693.33	19,990,297.74	20,343,400.00
DTD 12/13/2017 2.126% 12/13/2021											
INTER-AMERICAN DEVELOPMENT BANK NOTE	4581X0DD7	25,000,000.00	AAA	Aaa	09/20/18	09/26/18	24,944,000.00	3.06	260,416.67	24,976,925.39	26,169,750.00
DTD 09/26/2018 3.000% 09/26/2022											
INTER-AMERICAN DEVEL BK CORPORATE NOTES	4581X0DM7	20,000,000.00	AAA	Aaa	04/17/20	04/24/20	19,993,200.00	0.51	18,611.11	19,994,910.58	20,143,220.00
DTD 04/24/2020 0.500% 05/24/2023											
INTER-AMERICAN DEVELOPMENT BANK NOTE	4581X0CC0	25,000,000.00	AAA	Aaa	03/14/19	03/21/19	25,480,000.00	2.55	243,750.00	25,282,267.79	26,858,100.00
DTD 10/04/2013 3.000% 10/04/2023											
INTL BK RECON & DEVELOP CORPORATE NOTES	459058JM6	25,000,000.00	AAA	Aaa	11/17/20	11/24/20	24,946,250.00	0.32	11,631.94	24,949,636.99	25,021,475.00
DTD 11/24/2020 0.250% 11/24/2023											
INTL BANK OF RECON AND DEV SN (FLOATER)	45906M2B6	10,000,000.00	AAA	Aaa	06/09/20	06/16/20	10,000,000.00	0.48	5,938.89	10,000,000.00	10,072,610.00
DTD 06/16/2020 0.460% 06/17/2024											
Security Type Sub-Total		225,000,000.00					225,091,450.00	2.16	999,472.50	225,167,915.51	229,490,305.00
NOW Account											
BANK OF THE WEST MONEY MARKET FUND	BKOFWEST7	75,000,000.00	NR	NR	03/26/20	03/26/20	75,000,000.00	0.15	0.00	75,000,000.00	75,000,000.00
BANK OF THE WEST MONEY MARKET FUND	BKOFWEST7	125,000,000.00	NR	NR	08/30/19	08/30/19	125,000,000.00	0.15	0.00	125,000,000.00	125,000,000.00



Managed Account Detail of Securities Held

For the Month Ending January 31, 2021

SAN BERNARDINO COUNTY - 76990800

Security Type/Description	Dated Date/Coupon/Maturity	CUSIP	S&P Rating	Moody's Rating	Trade Date	Settle Date	Original Cost	YTM at Cost	Accrued Interest	Amortized Cost	Market Value
NOW Account											
Security Type Sub-Total							200,000,000.00	0.15	0.00	200,000,000.00	200,000,000.00
Money Market Mutual Fund											
FEDERATED GOVT OBLIGATIONS FUND		608919718	AAA	NR	08/31/20	08/31/20	1,000,000.00	0.01	0.00	1,000,000.00	1,000,000.00
FIDELITY GOVT MM FUND 2642		31607A703	AAA	AAA	12/11/20	12/11/20	1,000,000.00	0.01	0.00	1,000,000.00	1,000,000.00
Security Type Sub-Total							2,000,000.00	0.01	0.00	2,000,000.00	2,000,000.00
Joint Powers Authority											
CALIFORNIA ASSET MANAGEMENT PROGRAM		CAMPMF025	AAA	NR	05/21/20	05/21/20	18,000,000.00	0.11	0.00	18,000,000.00	18,000,000.00
CALIFORNIA ASSET MANAGEMENT PROGRAM		CAMPMF025	AAA	NR	10/17/19	10/17/19	36,000,000.00	0.11	0.00	36,000,000.00	36,000,000.00
CALIFORNIA ASSET MANAGEMENT PROGRAM		CAMPMF025	AAA	NR	10/21/19	10/21/19	46,000,000.00	0.11	0.00	46,000,000.00	46,000,000.00
CALIFORNIA ASSET MANAGEMENT PROGRAM		CAMPMF025	AAA	NR	06/30/20	06/30/20	75,000,000.00	0.11	0.00	75,000,000.00	75,000,000.00
CALIFORNIA ASSET MANAGEMENT PROGRAM		CAMPMF025	AAA	NR	08/30/19	08/30/19	200,000,000.00	0.11	0.00	200,000,000.00	200,000,000.00
Security Type Sub-Total							375,000,000.00	0.11	0.00	375,000,000.00	375,000,000.00
Federally Insured Cash Account											
STONECASTLE FICA		FICAMF003	NR	NR	08/30/19	08/30/19	25,000,000.00	0.05	0.00	25,000,000.00	25,000,000.00
Security Type Sub-Total							25,000,000.00	0.05	0.00	25,000,000.00	25,000,000.00
Federal Agency Collateralized Mortgage Obligation											
FHMS K033 A2		3137B4WB8	AA+	Aaa	12/01/20	12/04/20	2,800,000.00	0.56	7,140.00	2,967,489.35	2,968,622.97
DTD 10/01/2013 3.060% 07/01/2023											



Managed Account Detail of Securities Held

For the Month Ending January 31, 2021

SAN BERNARDINO COUNTY - 76990800

Security Type/Description	Dated Date/Coupon/Maturity	CUSIP	S&P Rating	Moody's Rating	Trade Date	Settle Date	Original Cost	YTM at Cost	Accrued Interest	Amortized Cost	Market Value
Federal Agency Collateralized Mortgage Obligation											
FHMS K729 A2	DTD 12/01/2017 3.136% 10/01/2024	3137FCM43	AA+	Aaa	01/27/21	01/29/21	17,969,531.25	0.68	1,638,560.00	17,966,243.71	17,964,099.29
FHMS K045 A2	DTD 05/01/2015 3.023% 01/01/2025	3137BHXJ1	AA+	Aaa	12/14/20	12/17/20	27,465,820.31	0.55	62,979.17	27,388,972.25	27,293,916.25
FHMS K332 A1	DTD 11/01/2020 0.516% 06/25/2025	3137F72U8	AA+	Aaa	11/19/20	11/30/20	2,597,369.78	0.52	1,116.87	2,597,370.17	2,550,136.58
FRESB 2021-S882 A5	DTD 01/01/2021 0.670% 11/01/2025	30318CAA5	AA+	Aaa	01/13/21	01/22/21	1,507,356.00	0.57	837.50	1,507,313.82	1,507,356.00
FRESB 2021-S882 A5	DTD 01/01/2021 0.670% 11/01/2025	30318CAA5	AA+	Aaa	01/13/21	01/22/21	3,517,164.00	0.57	1,954.17	3,517,065.58	3,517,164.00

Security Type Sub-Total **51,897,380.17** **56,035,960.09** **0.59** **1,712,587.71** **55,944,454.88** **55,801,295.09**

Federal Agency Bond / Note											
FREDDIE MAC NOTES	DTD 02/16/2018 2.375% 02/16/2021	3137EAEI9	AA+	Aaa	02/15/18	02/16/18	49,868,000.00	2.47	544,270.83	49,998,193.43	50,047,950.00
FANNIE MAE NOTES	DTD 04/13/2018 2.500% 04/13/2021	3135GOU27	AA+	Aaa	04/12/18	04/13/18	49,925,500.00	2.55	375,000.00	49,995,173.81	50,242,700.00
FEDERAL FARM CREDIT BANK NOTES	DTD 11/26/2018 2.875% 05/26/2021	3133EJW70	AA+	Aaa	11/26/18	11/27/18	24,955,750.00	2.95	129,774.31	24,994,462.68	25,222,850.00
FEDERAL FARM CREDIT BANK NOTES	DTD 11/26/2018 2.875% 05/26/2021	3133EJW70	AA+	Aaa	11/20/18	11/26/18	49,966,000.00	2.90	259,548.61	49,995,750.00	50,445,700.00
FANNIE MAE NOTES	DTD 06/25/2018 2.750% 06/22/2021	3135GOU35	AA+	Aaa	06/22/18	06/25/18	74,982,750.00	2.76	223,437.50	74,997,774.70	75,783,000.00
FHLB NOTES	DTD 03/05/2012 2.375% 09/10/2021	313378JP7	AA+	Aaa	08/29/19	08/30/19	20,321,600.00	1.57	186,041.67	20,095,786.52	20,277,720.00
FEDERAL HOME LOAN BANKS NOTES	DTD 10/12/2018 3.000% 10/12/2021	3130AF5B9	AA+	Aaa	10/11/18	10/12/18	49,967,500.00	3.02	454,166.67	49,992,497.72	51,013,450.00
FEDERAL HOME LOAN BANKS NOTES	DTD 11/08/2019 1.625% 11/19/2021	3130AHJY0	AA+	Aaa	11/07/19	11/08/19	29,948,700.00	1.71	97,500.00	29,979,881.00	30,367,890.00



Managed Account Detail of Securities Held

For the Month Ending **January 31, 2021**

SAN BERNARDINO COUNTY - 76990800

Security Type/Description Dated Date/Coupon/Maturity	CUSIP	S&P Rating	Moody's Rating	Trade Date	Settle Date	Original Cost	YTM at Cost	Accrued Interest	Amortized Cost	Market Value
Federal Agency Bond / Note										
FEDERAL HOME LOAN BANKS NOTES DTD 12/20/2019 1.625% 12/20/2021	3130AHR5	AA+	Aaa	12/19/19	12/20/19	22,475,700.00	1.68	41,640.63	22,489,296.03	22,803,592.50
FANNIE MAE NOTES DTD 01/11/2019 2.625% 01/11/2022	3135G0U92	AA+	Aaa	01/09/19	01/11/19	59,956,800.00	2.65	87,500.00	59,986,440.88	61,434,900.00
FEDERAL FARM CREDIT BANK NOTES DTD 01/18/2019 2.600% 01/18/2022	3133EJ5P0	AA+	Aaa	01/16/19	01/18/19	49,957,500.00	2.63	46,944.44	49,986,389.14	51,208,300.00
FANNIE MAE NOTES DTD 04/12/2019 2.250% 04/12/2022	3135G0V59	AA+	Aaa	04/11/19	04/12/19	74,754,000.00	2.36	510,937.50	74,902,363.14	76,929,450.00
FEDERAL FARM CREDIT BANK NOTES DTD 05/06/2020 0.250% 05/06/2022	3133ELYR9	AA+	Aaa	04/30/20	05/06/20	99,873,000.00	0.31	59,027.78	99,920,146.58	100,190,300.00
FEDERAL HOME LOAN BANK DTD 06/01/2012 2.125% 06/10/2022	313379Q69	AA+	Aaa	07/15/19	07/16/19	25,156,500.00	1.90	75,260.42	25,072,934.91	25,683,775.00
FFCB NOTES DTD 12/16/2019 1.630% 06/15/2022	3133ELDK7	AA+	Aaa	12/04/19	12/16/19	39,997,880.80	1.63	83,311.11	39,998,840.48	40,833,800.00
FREDDIE MAC NOTES DTD 07/23/2020 0.125% 07/25/2022	3137EAET2	AA+	Aaa	07/21/20	07/23/20	24,943,500.00	0.24	520.83	24,958,396.86	25,002,100.00
FANNIE MAE NOTES DTD 09/06/2019 1.375% 09/06/2022	3135G0W33	AA+	Aaa	09/05/19	09/06/19	74,739,000.00	1.49	415,364.58	74,861,403.28	76,490,175.00
FEDERAL HOME LOAN BANKS NOTES DTD 08/13/2012 2.000% 09/09/2022	313380GJ0	AA+	Aaa	08/28/19	08/29/19	10,150,500.00	1.49	78,888.89	10,079,532.52	10,299,930.00
FEDERAL HOME LOAN BANK NOTES DTD 10/22/2020 0.125% 10/21/2022	3130AKDH6	AA+	Aaa	10/21/20	10/22/20	63,915,520.00	0.19	22,000.00	63,927,340.25	63,984,256.00
FFCB NOTES DTD 11/23/2020 0.125% 11/23/2022	3133EMGX4	AA+	Aaa	11/16/20	11/23/20	74,856,750.00	0.22	17,708.33	74,870,486.30	74,994,150.00
FEDERAL FARM CREDIT BANK NOTES(CALLABLE) DTD 01/24/2020 1.640% 01/24/2023	3133ELJN5	AA+	Aaa	01/23/20	01/24/20	9,995,000.00	1.66	3,188.89	9,996,706.20	10,146,330.00



Managed Account Detail of Securities Held

For the Month Ending **January 31, 2021**

SAN BERNARDINO COUNTY - 76990800

Security Type/Description	Dated Date/Coupon/Maturity	CUSIP	S&P Rating	Moody's Rating	Trade Date	Settle Date	Original Cost	YTM at Cost	Accrued Interest	Amortized Cost	Market Value
Federal Agency Bond / Note											
FEDERAL FARM CREDIT BANK NOTES(CALLABLE)	01/24/2020 1.640%	3133ELJN5	AA+	Aaa	01/23/20	01/24/20	19,990,000.00	1.66	6,377.78	19,993,412.41	20,292,660.00
FEDERAL FARM CREDIT BANK NOTES(CALLABLE)	01/24/2020 1.640%	3133ELJN5	AA+	Aaa	01/23/20	01/24/20	19,990,000.00	1.66	6,377.78	19,993,412.41	20,292,660.00
FEDERAL FARM CREDIT BANK NOTES	02/03/2021 0.125%	3133EMPH9	AA+	Aaa	01/26/21	02/03/21	9,994,400.00	0.15	0.00	9,994,400.00	9,999,130.00
FEDERAL FARM CREDIT BANK NOTES	02/03/2021 0.125%	3133EMPH9	AA+	Aaa	01/26/21	02/03/21	39,977,600.00	0.15	0.00	39,977,600.00	39,996,520.00
FEDERAL HOME LOAN BANKS NOTES	02/17/2023 1.375%	3130AJ7E3	AA+	Aaa	02/20/20	02/21/20	49,908,000.00	1.44	313,194.44	49,937,150.18	51,271,250.00
FEDERAL HOME LOAN BANKS NOTES	03/10/2023 2.750%	3130ADRG9	AA+	Aaa	01/07/19	01/09/19	10,042,680.00	2.64	107,708.33	10,021,522.39	10,549,410.00
FREDDIE MAC NOTES	04/20/2020 0.375%	3137EAE08	AA+	Aaa	04/17/20	04/20/20	49,875,000.00	0.46	52,604.17	49,907,762.56	50,249,900.00
FREDDIE MAC NOTES (CALLABLE)	05/04/2020 0.450%	3134GVRD2	AA+	Aaa	05/01/20	05/04/20	50,000,000.00	0.45	54,375.00	50,000,000.00	50,043,350.00
FREDDIE MAC NOTES	05/07/2020 0.375%	3137EAER6	AA+	Aaa	05/05/20	05/07/20	99,958,000.00	0.39	89,583.33	99,968,375.11	100,509,200.00
FANNIE MAE NOTES	05/22/2020 0.250%	3135G04Q3	AA+	Aaa	05/20/20	05/22/20	99,699,000.00	0.35	47,916.67	99,769,095.89	100,231,900.00
FFCB FLOATING NOTES	06/09/2020 0.390%	3133ELH72	AA+	Aaa	06/03/20	06/09/20	45,000,000.00	0.39	26,750.00	45,000,000.00	45,237,600.00
FREDDIE MAC NOTES	06/26/2020 0.250%	3137EAES4	AA+	Aaa	06/24/20	06/26/20	22,932,840.00	0.35	5,590.28	22,946,333.33	23,055,522.00
FANNIE MAE NOTES	07/10/2020 0.250%	3135G05G4	AA+	Aaa	07/08/20	07/10/20	49,892,500.00	0.32	7,291.67	49,912,723.74	50,111,950.00



Managed Account Detail of Securities Held

For the Month Ending January 31, 2021

SAN BERNARDINO COUNTY - 76990800

Security Type/Description	Dated Date/Coupon/Maturity	CUSIP	S&P Rating	Moody's Rating	Trade Date	Settle Date	Original Cost	YTM at Cost	Accrued Interest	Amortized Cost	Market Value
Federal Agency Bond / Note											
FEDERAL FARM CREDIT BANKS NOTES DTD 08/14/2019 1.600% 08/14/2023		3133EKZK5	AA+	Aaa	08/28/19	08/29/19	10,047,100.00	1.48	74,222.22	10,030,097.10	10,364,810.00
FREDDIE MAC NOTES DTD 08/21/2020 0.250% 08/24/2023		3137EAEV7	AA+	Aaa	08/19/20	08/21/20	44,954,100.00	0.28	50,000.00	44,960,955.74	45,105,795.00
FREDDIE MAC NOTES DTD 09/04/2020 0.250% 09/08/2023		3137EAEW5	AA+	Aaa	09/03/20	09/04/20	31,989,440.00	0.26	32,666.67	31,990,881.31	32,068,064.00
FREDDIE MAC NOTES DTD 10/16/2020 0.125% 10/16/2023		3137EAEY1	AA+	Aaa	10/14/20	10/16/20	63,761,280.00	0.25	23,333.33	63,784,824.99	63,908,288.00
FREDDIE MAC NOTES DTD 11/05/2020 0.250% 11/06/2023		3137EAEZ8	AA+	Aaa	11/03/20	11/05/20	74,932,500.00	0.28	44,791.66	74,937,919.71	75,127,950.00
FANNIE MAE NOTES DTD 11/25/2020 0.250% 11/27/2023		3135G06H1	AA+	Aaa	11/23/20	11/25/20	49,943,000.00	0.29	22,916.66	49,946,533.27	50,087,100.00
FREDDIE MAC NOTES DTD 12/04/2020 0.250% 12/04/2023		3137EAF2	AA+	Aaa	12/02/20	12/04/20	61,938,620.00	0.28	24,541.67	61,941,927.23	62,091,202.00
FANNIE MAE NOTES DTD 02/08/2019 2.500% 02/05/2024		3135G0V34	AA+	Aaa	02/07/19	02/08/19	99,628,000.00	2.58	1,222,222.22	99,775,738.89	106,876,100.00
FHLB BONDS DTD 02/15/2019 2.500% 02/13/2024		3130AFW94	AA+	Aaa	02/14/19	02/15/19	49,823,000.00	2.58	583,333.33	49,892,577.30	53,463,350.00
FFCB (CALLABLE) NOTES DTD 03/12/2020 1.050% 03/12/2024		3133ELSL9	AA+	Aaa	03/06/20	03/12/20	30,995,000.00	1.05	125,658.90	30,995,000.00	31,028,567.59
FFCB (CALLABLE) NOTES DTD 03/12/2020 1.050% 03/12/2024		3133ELSL9	AA+	Aaa	03/06/20	03/12/20	50,000,000.00	1.05	202,708.33	50,000,000.00	50,054,150.00
FEDERAL FARM CREDIT BANK NOTES(CALLABLE) DTD 04/22/2020 0.800% 04/22/2024		3133ELXC3	AA+	Aaa	04/16/20	04/22/20	10,000,000.00	0.80	22,000.00	10,000,000.00	10,015,690.00
FEDERAL FARM CREDIT BANK NOTES(CALLABLE) DTD 04/22/2020 0.800% 04/22/2024		3133ELXC3	AA+	Aaa	04/16/20	04/22/20	10,000,000.00	0.80	22,000.00	10,000,000.00	10,015,690.00



Managed Account Detail of Securities Held

For the Month Ending **January 31, 2021**

SAN BERNARDINO COUNTY - 76990800

Security Type/Description Dated Date/Coupon/Maturity	CUSIP	S&P Rating	Moody's Rating	Trade Date	Settle Date	Original Cost	YTM at Cost	Accrued Interest	Amortized Cost	Market Value
Federal Agency Bond / Note										
FEDERAL FARM CREDIT BANK NOTES(CALLABLE) DTD 04/22/2020 0.800% 04/22/2024	3133ELXC3	AA+	Aaa	04/16/20	04/22/20	10,000,000.00	0.80	22,000.00	10,000,000.00	10,015,690.00
FHLMC (CALLABLE) NOTES DTD 04/29/2020 0.570% 04/29/2024	3134GVPP7	AA+	Aaa	04/27/20	04/29/20	25,000,000.00	0.57	36,416.67	25,000,000.00	25,117,600.00
FHLMC (CALLABLE) NOTES DTD 05/20/2020 0.560% 05/20/2024	3134GVTN8	AA+	Aaa	05/12/20	05/20/20	24,990,000.00	0.57	27,611.11	24,991,759.07	25,031,775.00
FHLMC (CALLABLE) NOTES DTD 05/20/2020 0.510% 05/20/2024	3134GVUY2	AA+	Aaa	05/12/20	05/20/20	25,000,000.00	0.51	25,145.83	25,000,000.00	25,096,025.00
FHLMC (CALLABLE) NOTES DTD 05/20/2020 0.590% 05/20/2024	3134GVXD5	AA+	Aaa	05/18/20	05/20/20	25,000,000.00	0.59	29,090.28	25,000,000.00	25,036,275.00
FHLMC (CALLABLE) NOTES DTD 05/20/2020 0.500% 05/20/2024	3134GVXC7	AA+	Aaa	05/18/20	05/20/20	25,000,000.00	0.50	24,652.78	25,000,000.00	25,105,800.00
FANNIE MAE NOTES DTD 07/08/2019 1.750% 07/02/2024	3135G0V75	AA+	Aaa	07/08/19	07/09/19	24,781,000.00	1.94	35,243.06	24,849,948.90	26,283,075.00
FEDERAL HOME LOAN BANK NOTES DTD 08/15/2014 2.875% 09/13/2024	3130A2UW4	AA+	Aaa	09/23/19	09/24/19	26,450,750.00	1.65	275,520.84	26,054,509.91	27,330,950.00
FEDERAL HOME LOAN BANK NOTES DTD 08/15/2014 2.875% 09/13/2024	3130A2UW4	AA+	Aaa	09/25/19	09/26/19	26,433,325.00	1.67	275,520.84	26,042,992.83	27,330,950.00
FANNIE MAE NOTES DTD 10/18/2019 1.625% 10/15/2024	3135G0W66	AA+	Aaa	10/17/19	10/18/19	24,957,250.00	1.66	119,618.06	24,968,312.50	26,236,800.00
FEDERAL HOME LOAN BANK NOTES DTD 11/06/2014 2.750% 12/13/2024	3130A3GE8	AA+	Aaa	12/04/19	12/05/19	10,515,630.00	1.68	36,666.67	10,396,487.16	10,928,220.00
FEDERAL HOME LOAN BANK NOTES DTD 11/06/2014 2.750% 12/13/2024	3130A3GE8	AA+	Aaa	12/03/19	12/05/19	26,384,500.00	1.60	91,666.67	26,064,593.73	27,320,550.00
FEDERAL HOME LOAN BANK NOTES DTD 11/06/2014 2.750% 12/13/2024	3130A3GE8	AA+	Aaa	12/04/19	12/05/19	26,287,500.00	1.68	91,666.67	25,990,006.81	27,320,550.00
FANNIE MAE NOTES DTD 01/10/2020 1.625% 01/07/2025	3135G0X24	AA+	Aaa	01/08/20	01/10/20	74,760,750.00	1.69	81,250.00	74,811,643.09	78,786,525.00



Managed Account Detail of Securities Held

For the Month Ending January 31, 2021

SAN BERNARDINO COUNTY - 76990800

Security Type/Description	Dated Date/Coupon/Maturity	CUSIP	S&P Rating	Moody's Rating	Trade Date	Settle Date	Original Cost	YTM at Cost	Accrued Interest	Amortized Cost	Market Value
Federal Agency Bond / Note											
FREDDIE MAC NOTES	DTD 02/14/2020 1.500%	3137EAEPO	AA+	Aaa	02/13/20	02/14/20	49,961,500.00	1.52	352,083.33	49,968,946.85	52,315,800.00
FEDERAL HOME LOAN BANKS NOTES	DTD 02/17/2015 2.375%	3130A4CH3	AA+	Aaa	12/05/19	12/06/19	26,658,094.40	1.74	233,546.94	26,478,326.12	27,964,952.40
FANNIE MAE NOTES	DTD 04/24/2020 0.625%	3135G03U5	AA+	Aaa	04/22/20	04/24/20	49,897,000.00	0.67	85,937.50	49,912,980.81	50,529,850.00
FHLMC (CALLABLE) NOTES	DTD 05/06/2020 0.700%	3134GVPR3	AA+	Aaa	04/27/20	05/06/20	25,000,000.00	0.70	41,319.44	25,000,000.00	25,143,100.00
FANNIE MAE NOTES	DTD 06/19/2020 0.500%	3135G04Z3	AA+	Aaa	06/17/20	06/19/20	49,896,500.00	0.54	30,555.56	49,909,380.76	50,212,500.00
FREDDIE MAC NOTES	DTD 07/23/2020 0.375%	3137EAEU9	AA+	Aaa	07/21/20	07/23/20	44,775,900.00	0.48	4,687.50	44,799,612.34	44,926,380.00
FANNIE MAE NOTES	DTD 08/27/2020 0.375%	3135G05X7	AA+	Aaa	08/25/20	08/27/20	49,766,000.00	0.47	80,208.33	49,786,269.74	49,848,800.00
FREDDIE MAC (CALLABLE) NOTES	DTD 09/02/2020 0.550%	3134GWA22	AA+	Aaa	09/02/20	09/03/20	19,900,000.00	0.55	45,300.14	19,900,000.00	19,925,710.80
FEDERAL HOME LOAN BANK NOTES	DTD 09/11/2020 0.375%	3130AK5E2	AA+	Aaa	09/10/20	09/11/20	13,958,000.00	0.44	20,416.67	13,961,301.81	13,957,440.00
FREDDIE MAC NOTES	DTD 09/25/2020 0.375%	3137EAEX3	AA+	Aaa	09/23/20	09/25/20	19,939,800.00	0.44	26,250.00	19,944,057.57	19,938,500.00
FANNIE MAE NOTES	DTD 11/12/2020 0.500%	3135G06G3	AA+	Aaa	11/09/20	11/12/20	44,838,900.00	0.57	49,375.00	44,846,065.90	45,080,595.00
Security Type Sub-Total			2,903,235,000.00				2,906,131,910.20	1.20	9,021,947.32	2,905,455,235.89	2,952,234,540.29
Corporate Note											
EXXON MOBIL CORPORATE (CALLABLE) NOTES	DTD 03/03/2016 2.222%	30231GAV4	AA	Aa1	11/26/18	11/28/18	4,887,350.00	3.26	46,291.67	4,995,544.82	5,000,005.00



Managed Account Detail of Securities Held

For the Month Ending **January 31, 2021**

SAN BERNARDINO COUNTY - 76990800

Security Type/Description	Dated Date/Coupon/Maturity	CUSIP	S&P Rating	Moody's Rating	Trade Date	Settle Date	Original Cost	YTM at Cost	Accrued Interest	Amortized Cost	Market Value
Corporate Note											
EXXON MOBIL CORPORATE (CALLABLE) NOTES	30231GAV4	30231GAV4	AA	Aa1	03/09/20	03/11/20	9,255,153.60	2.05	85,547.00	9,240,000.00	9,240,009.24
DTD 03/03/2016 2.222% 03/01/2021											
JOHN DEERE CAPITAL CORP CORP NOTES	24422EUV9	24422EUV9	A	A2	06/04/19	06/07/19	9,993,200.00	2.34	34,500.00	9,998,827.91	10,072,680.00
DTD 06/07/2019 2.300% 06/07/2021											
WAL-MART STORES INC CORP NOTES	93114ZEJ8	93114ZEJ8	AA	Aa2	06/20/18	06/27/18	6,999,650.00	3.13	23,090.28	6,999,954.49	7,081,221.00
DTD 06/27/2018 3.125% 06/23/2021											
WAL-MART STORES INC CORP NOTES	93114ZEJ8	93114ZEJ8	AA	Aa2	06/21/18	06/27/18	10,011,800.00	3.08	32,986.11	10,001,534.43	10,116,030.00
DTD 06/27/2018 3.125% 06/23/2021											
MICROSOFT CORP (CALLABLE) NOTES	594918BP8	594918BP8	AAA	Aaa	05/14/19	05/16/19	9,607,724.00	2.46	72,996.39	9,755,646.76	9,859,642.80
DTD 08/08/2016 1.550% 08/08/2021											
TOYOTA MOTOR CREDIT CORP CORP NOTES	89236TFU4	89236TFU4	A+	A1	10/02/19	10/07/19	14,998,200.00	1.81	85,500.00	14,999,389.33	15,168,270.00
DTD 10/07/2019 1.800% 10/07/2021											
TOYOTA MOTOR CREDIT CORP CORP NOTES	89236TFU4	89236TFU4	A+	A1	03/13/19	03/18/19	10,000,000.00	2.85	105,291.67	10,000,000.00	10,028,620.00
DTD 03/18/2019 2.850% 02/18/2022											
3M COMPANY BONDS	88579YBF7	88579YBF7	A+	A1	02/12/19	02/22/19	4,997,650.00	2.77	57,291.67	4,999,162.69	5,124,450.00
DTD 02/22/2019 2.750% 03/01/2022											
JOHN DEERE CAPITAL CORP	24422EUT4	24422EUT4	A	A2	03/04/19	03/07/19	4,997,600.00	2.97	49,166.67	4,999,092.24	5,155,585.00
DTD 03/07/2019 2.950% 04/01/2022											
TOYOTA MOTOR CREDIT CORP	89236TFX8	89236TFX8	A+	A1	04/09/19	04/12/19	9,993,700.00	2.67	80,236.11	9,997,499.54	10,279,600.00
DTD 04/12/2019 2.650% 04/12/2022											
US BANK NA CINCINNATI FLOATING CORP	90331HPD9	90331HPD9	AA-	A1	05/13/20	05/15/20	9,933,800.00	2.46	12,690.02	9,957,301.90	10,033,160.00
NOT											
US BANK NA CINCINNATI FLOATING CORP	90331HPD9	90331HPD9	AA-	A1	05/14/20	05/18/20	9,932,700.00	2.47	12,690.02	9,956,415.24	10,033,160.00
NOT											
DTD 05/23/2019 0.653% 05/23/2022											



Managed Account Detail of Securities Held

For the Month Ending **January 31, 2021**

SAN BERNARDINO COUNTY - 76990800

Security Type/Description	Dated Date/Coupon/Maturity	CUSIP	S&P Rating	Moody's Rating	Trade Date	Settle Date	Original Cost	YTM at Cost	Accrued Interest	Amortized Cost	Market Value
Corporate Note											
JOHN DEERE CAPITAL CORP CORP NOTES	24422EVA4	24422EVA4	A	A2	09/10/19	09/12/19	4,993,550.00	2.00	13,000.00	4,996,810.30	5,113,660.00
DTD 09/12/2019 1.950% 06/13/2022											
JOHN DEERE CAPITAL CORP CORPORATE NOTES	24422EVG1	24422EVG1	A	A2	06/01/20	06/04/20	4,998,950.00	0.56	1,986.11	4,999,283.90	5,019,230.00
DTD 06/04/2020 0.550% 07/05/2022											
CHEVRON USA INC CORPORATE NOTES	166756AF3	166756AF3	AA	Aa2	08/10/20	08/12/20	14,500,000.00	0.33	22,667.13	14,500,000.00	14,500,812.00
DTD 08/12/2020 0.333% 08/12/2022											
EXXON MOBIL CORPORATION	30231GBB7	30231GBB7	AA	Aa1	08/13/19	08/16/19	3,000,000.00	1.90	26,152.50	3,000,000.00	3,077,016.00
DTD 08/16/2019 1.902% 08/16/2022											
US BANK NA CINCINNATI	90331HPF4	90331HPF4	AA-	A1	12/05/19	12/09/19	11,989,920.00	1.98	14,300.00	11,993,676.52	12,375,816.00
DTD 12/09/2019 1.950% 01/09/2023											
BANK OF NY MELLON CORP NOTES	06406RAM9	06406RAM9	A	A1	04/23/20	04/27/20	5,072,350.00	1.31	1,027.78	5,052,192.79	5,150,420.00
DTD 01/28/2020 1.850% 01/27/2023											
JOHN DEERE CAPITAL CORP CORPORATE NOTES	24422EVH9	24422EVH9	A	A2	06/01/20	06/04/20	2,997,540.00	0.73	1,516.67	2,998,068.70	3,023,223.00
DTD 06/04/2020 0.700% 07/05/2023											
CHEVRON USA INC CORPORATE NOTES	166756AJ5	166756AJ5	AA	Aa2	08/10/20	08/12/20	10,000,000.00	0.43	19,998.33	10,000,000.00	10,014,540.00
DTD 08/12/2020 0.426% 08/11/2023											
JOHN DEERE CAPITAL CORP CORPORATE NOTES	24422EVJ5	24422EVJ5	A	A2	10/06/20	10/09/20	2,996,520.00	0.44	3,733.33	2,996,885.15	3,007,230.00
DTD 10/09/2020 0.400% 10/10/2023											
Security Type Sub-Total							176,540,000.00	2.03	802,659.46	176,437,286.71	178,474,380.04
Commercial Paper											
COOPERATIEVE RABOBANK U.A. COMM PAPER	21687AP15	21687AP15	A-1	P-1	05/13/20	05/14/20	49,879,458.33	0.33	0.00	50,000,000.00	49,999,550.00
DTD 05/14/2020 0.000% 02/01/2021											
COOPERATIEVE RABOBANK U.A. COMM PAPER	21687AP15	21687AP15	A-1	P-1	07/21/20	07/22/20	49,938,027.78	0.23	0.00	50,000,000.00	49,999,550.00
DTD 05/14/2020 0.000% 02/01/2021											



Managed Account Detail of Securities Held

For the Month Ending **January 31, 2021**

SAN BERNARDINO COUNTY - 76990800

Security Type/Description	Dated Date/Coupon/Maturity	CUSIP	S&P Rating	Moody's Rating	Trade Date	Settle Date	Original Cost	YTM at Cost	Accrued Interest	Amortized Cost	Market Value
Commercial Paper											
JP MORGAN SECURITIES LLC COMM PAPER	46640PP15	46640PP15	A-1	P-1	07/29/20	07/29/20	49,937,666.67	0.24	0.00	50,000,000.00	49,999,300.00
DTD 07/29/2020 0.000% 02/01/2021											
CREDIT AGRICOLE CIB NY COMM PAPER	22533TP18	22533TP18	A-1	P-1	01/29/21	01/29/21	247,998,553.33	0.07	0.00	248,000,000.00	247,997,520.00
DTD 01/27/2021 0.000% 02/01/2021											
BNP PARIBAS NY BRANCH COMM PAPER	09659BP53	09659BP53	A-1	P-1	09/10/20	09/10/20	49,960,944.44	0.19	0.00	49,998,944.44	49,999,150.00
DTD 09/10/2020 0.000% 02/05/2021											
EXXON MOBIL CORP COMM PAPER	30229APA1	30229APA1	A-1+	P-1	08/03/20	08/03/20	49,941,638.89	0.22	0.00	49,997,250.00	49,998,200.00
-- 0.000% 02/10/2021											
BNP PARIBAS NY BRANCH COMM PAPER	09659BQ11	09659BQ11	A-1	P-1	10/27/20	10/27/20	29,979,166.80	0.20	0.00	29,995,333.36	29,997,420.00
DTD 10/20/2020 0.000% 03/01/2021											
BNP PARIBAS NY BRANCH COMM PAPER	09659BQ29	09659BQ29	A-1	P-1	10/27/20	10/27/20	24,982,500.00	0.20	0.00	24,995,972.22	24,997,775.00
DTD 10/27/2020 0.000% 03/02/2021											
COOPERATIEVE RABOBANK UA COMM PAPER	21687AQ55	21687AQ55	A-1	P-1	10/21/20	10/21/20	49,964,375.00	0.19	0.00	49,991,555.56	49,993,150.00
DTD 07/06/2020 0.000% 03/05/2021											
BNP PARIBAS NY BRANCH COMM PAPER	09659BOA1	09659BOA1	A-1	P-1	09/09/20	09/10/20	49,947,208.33	0.21	0.00	49,989,208.33	49,994,150.00
DTD 09/10/2020 0.000% 03/10/2021											
BNP PARIBAS NY BRANCH COMM PAPER	09659BOB9	09659BOB9	A-1	P-1	10/27/20	10/27/20	24,981,250.00	0.20	0.00	24,994,722.22	24,997,000.00
DTD 10/27/2020 0.000% 03/11/2021											
NATIXIS NY BRANCH COMM PAPER	63873JQX1	63873JQX1	A-1	P-1	12/08/20	12/09/20	49,967,333.33	0.21	0.00	49,983,083.33	49,987,200.00
DTD 12/08/2020 0.000% 03/31/2021											
STARBUCK FUNDING CORP COMM PAPER	85520LRK3	85520LRK3	A-1	P-1	12/15/20	12/15/20	49,956,597.22	0.25	0.00	49,973,263.89	49,968,900.00
DTD 12/15/2020 0.000% 04/19/2021											
STARBUCK FUNDING CORP COMM PAPER	85520LRM9	85520LRM9	A-1	P-1	12/09/20	12/10/20	49,961,500.00	0.21	0.00	49,976,958.33	49,968,100.00
DTD 12/09/2020 0.000% 04/21/2021											
NATIXIS NY BRANCH COMM PAPER	63873JRW2	63873JRW2	A-1	P-1	12/02/20	12/03/20	49,952,722.22	0.23	0.00	49,971,888.89	49,979,650.00
DTD 08/20/2020 0.000% 04/30/2021											



Managed Account Detail of Securities Held

For the Month Ending January 31, 2021

SAN BERNARDINO COUNTY - 76990800

Security Type/Description	Dated Date/Coupon/Maturity	CUSIP	S&P Rating	Moody's Rating	Trade Date	Settle Date	Original Cost	YTM at Cost	Accrued Interest	Amortized Cost	Market Value
Commercial Paper											
COOPERATIVE RABOBANK U.A. COMM PAPER	211/02/2020 0.000% 05/03/2021	21687AS38	A-1	P-1	11/02/20	11/02/20	49,949,444.44	0.20	0.00	49,974,722.22	49,973,900.00
JP MORGAN SECURITIES LLC COMM PAPER	11/06/2020 0.000% 05/05/2021	46640PSS3	A-1	P-1	11/03/20	11/06/20	49,945,000.00	0.22	0.00	49,971,583.33	49,973,150.00
FAIRWAY FINANCE CORP COMM PAPER	12/15/2020 0.000% 05/20/2021	30601VSL6	A-1	P-1	12/15/20	12/18/20	49,949,000.00	0.24	0.00	49,964,000.00	49,950,050.00
NATIXIS NY BRANCH COMM PAPER	12/21/2020 0.000% 05/20/2021	63873JSL5	A-1	P-1	12/21/20	12/22/20	49,958,611.11	0.20	0.00	49,970,000.00	49,974,150.00
NATIXIS NY BRANCH COMM PAPER	12/16/2020 0.000% 05/28/2021	63873JSU5	A-1	P-1	12/16/20	12/16/20	49,952,458.33	0.21	0.00	49,966,166.66	49,971,800.00
TOYOTA MOTOR CREDIT CORP COMM PAPER	09/01/2020 0.000% 05/28/2021	89233GSU1	A-1+	P-1	12/16/20	12/16/20	49,952,458.33	0.21	0.00	49,966,166.66	49,972,150.00
FAIRWAY FINANCE CORP COMM PAPER	11/30/2020 0.000% 05/28/2021	30601VJU6	A-1	P-1	12/17/20	12/18/20	49,946,333.33	0.24	0.00	49,961,333.33	49,946,300.00
TOYOTA MOTOR CREDIT CORP COMM PAPER	09/01/2020 0.000% 05/28/2021	89233GSU1	A-1+	P-1	01/05/21	01/05/21	49,964,250.00	0.18	0.00	49,971,000.00	49,972,150.00
COOPERATIVE RABOBANK U.A. COMM PAPER	11/03/2020 0.000% 06/01/2021	21687AT11	A-1	P-1	11/03/20	11/03/20	24,969,375.00	0.21	0.00	24,982,500.00	24,980,425.00
COOPERATIVE RABOBANK U.A. COMM PAPER	11/03/2020 0.000% 06/02/2021	21687AT29	A-1	P-1	11/03/20	11/03/20	24,969,229.17	0.21	0.00	24,982,354.17	24,980,175.00
JP MORGAN SECURITIES LLC COMM PAPER	10/28/2020 0.000% 06/07/2021	46640PT78	A-1	P-1	10/27/20	10/28/20	49,935,250.00	0.21	0.00	49,963,250.00	49,961,600.00
BNP PARIBAS NY BRANCH COMM PAPER	09/17/2020 0.000% 06/14/2021	09659BTE0	A-1	P-1	12/07/20	12/08/20	24,971,277.78	0.22	0.00	24,979,680.56	24,984,550.00



Managed Account Detail of Securities Held

For the Month Ending **January 31, 2021**

SAN BERNARDINO COUNTY - 76990800

Security Type/Description Dated Date/Coupon/Maturity	CUSIP	S&P Rating	Moody's Rating	Trade Date	Settle Date	Original Cost	YTM at Cost	Accrued Interest	Amortized Cost	Market Value
Commercial Paper										
JP MORGAN SECURITIES LLC COMM PAPER DTD 10/28/2020 0.000% 06/30/2021	46640PTW3	A-1	P-1	10/27/20	10/28/20	49,925,138.89	0.22	0.00	49,954,472.22	49,952,850.00
TOYOTA MOTOR CREDIT CORP COMM PAPER DTD 10/28/2020 0.000% 06/30/2021	89233GTW6	A-1+	P-1	12/10/20	12/10/20	49,941,083.33	0.21	0.00	49,956,541.66	49,960,950.00
BNP PARIBAS NY BRANCH COMM PAPER DTD 12/29/2020 0.000% 07/02/2021	09659BU24	A-1	P-1	01/05/21	01/06/21	24,972,958.33	0.22	0.00	24,976,930.55	24,981,325.00
JP MORGAN SECURITIES LLC COMM PAPER DTD 01/05/2021 0.000% 07/08/2021	46640PU84	A-1	P-1	01/05/21	01/06/21	49,944,083.33	0.22	0.00	49,952,027.77	49,949,700.00
NATIXIS NY BRANCH COMM PAPER DTD 12/16/2020 0.000% 07/14/2021	63873JUE8	A-1	P-1	01/06/21	01/06/21	24,975,062.50	0.19	0.00	24,978,493.06	24,978,500.00
TOYOTA MOTOR CREDIT CORP COMM PAPER DTD 01/27/2021 0.000% 07/20/2021	89233GUL8	A-1+	P-1	01/27/21	01/27/21	24,980,666.67	0.16	0.00	24,981,222.23	24,977,300.00
NATIXIS NY BRANCH COMM PAPER DTD 10/27/2020 0.000% 07/23/2021	63873JUP3	A-1	P-1	01/27/21	01/27/21	24,982,791.67	0.14	0.00	24,983,277.78	24,976,950.00
COOPERATIVE RABOBANK U.A. COMM PAPER DTD 01/27/2021 0.000% 07/23/2021	21687AUP6	A-1	P-1	01/27/21	01/27/21	49,960,666.67	0.16	0.00	49,961,777.78	49,953,800.00
CREDIT AGRICOLE CIB NY COMM PAPER -- 0.000% 07/30/2021	22533TUW4	A-1	P-1	01/27/21	01/27/21	49,961,666.67	0.15	0.00	49,962,708.34	49,957,250.00
TOYOTA MOTOR CREDIT CORP COMM PAPER DTD 12/10/2020 0.000% 08/02/2021	89233GV29	A-1+	P-1	12/10/20	12/10/20	49,928,194.44	0.22	0.00	49,944,388.89	49,948,250.00
COOPERATIVE RABOBANK U.A. COMM PAPER DTD 01/29/2021 0.000% 08/02/2021	21687AV26	A-1	P-1	01/29/21	02/01/21	49,962,083.33	0.15	0.00	49,962,083.33	49,946,000.00
EXXON MOBIL CORP COMM PAPER DTD 12/18/2020 0.000% 09/01/2021	30229AW13	A-1+	P-1	12/18/20	12/22/20	49,919,180.56	0.23	0.00	49,932,277.78	49,954,450.00



Managed Account Detail of Securities Held

For the Month Ending **January 31, 2021**

SAN BERNARDINO COUNTY - 76990800

Security Type/Description	Dated Date/Coupon/Maturity	CUSIP	Par	S&P Rating	Moody's Rating	Trade Date	Settle Date	Original Cost	YTM at Cost	Accrued Interest	Amortized Cost	Market Value
Security Type Sub-Total			1,903,000,000.00					1,901,265,206.22	0.19	0.00	1,902,067,138.89	1,902,054,340.00
Certificate of Deposit												
WELLS FARGO BANK NA CERT DEPOS DTD 01/09/2020 1.800% 02/01/2021		95001KFR0	25,000,000.00	A-1	P-1	01/09/20	01/09/20	25,000,000.00	1.80	486,250.00	25,000,000.00	25,003,452.65
SVENSKA HANDELSBANKEN NY CERT DEPOS DTD 03/03/2020 1.150% 02/01/2021		86959RFR6	50,000,000.00	A-1+	P-1	03/03/20	03/03/20	50,000,000.00	1.15	535,069.44	50,000,000.00	50,004,202.05
US BANK NATL ASSOC CERT DEPOS DTD 05/06/2020 0.320% 02/01/2021		90333V3L2	50,000,000.00	A-1+	P-1	05/05/20	05/06/20	50,000,000.00	0.32	120,444.44	50,000,000.00	50,000,748.60
BANK OF MONTREAL CHICAGO CERT DEPOS DTD 10/28/2020 0.200% 02/02/2021		06367BYX1	25,000,000.00	A-1	P-1	10/28/20	10/28/20	25,000,000.00	0.20	13,333.33	25,000,000.00	25,000,166.45
BANK OF MONTREAL CHICAGO CERT DEPOS DTD 10/28/2020 0.200% 02/11/2021		06367BY99	25,000,000.00	A-1	P-1	10/28/20	10/28/20	25,000,000.00	0.20	13,333.33	25,000,000.00	25,000,540.98
SWEDBANK NY CERT DEPOS DTD 09/29/2020 0.200% 02/24/2021		87019VL54	50,000,000.00	A-1	P-1	09/29/20	09/29/20	50,000,000.00	0.20	34,722.22	50,000,000.00	50,002,163.00
SWEDBANK NY CERT DEPOS DTD 09/29/2020 0.200% 02/26/2021		87019VL62	50,000,000.00	A-1	P-1	09/29/20	09/29/20	50,000,000.00	0.20	34,722.22	50,000,000.00	50,002,329.35
ROYAL BANK OF CANADA NY CERT DEPOS DTD 03/02/2020 0.980% 03/01/2021		78012UTC9	50,000,000.00	A-1+	P-1	03/02/20	03/02/20	50,000,000.00	0.98	457,333.33	50,000,000.00	50,035,238.25
TORONTO DOMINION BANK NY CERT DEPOS DTD 03/02/2020 1.000% 03/01/2021		89114NH81	50,000,000.00	A-1+	P-1	03/02/20	03/02/20	50,000,000.00	1.00	466,666.67	50,000,000.00	50,036,097.95
NORDEA BANK ABP NEW YORK CERT DEPOS DTD 11/03/2020 0.170% 03/24/2021		65558TS55	50,000,000.00	A-1+	P-1	11/02/20	11/03/20	50,000,000.00	0.17	21,250.00	50,000,000.00	50,000,000.00
ROYAL BANK OF CANADA NY CERT DEPOS DTD 05/20/2020 0.310% 05/03/2021		78012UWD3	50,000,000.00	A-1+	P-1	05/19/20	05/20/20	50,000,000.00	0.31	110,652.78	50,000,000.00	50,012,988.45
NORDEA BANK ABP NEW YORK CERT DEPOS DTD 11/03/2020 0.200% 05/03/2021		65558TS48	50,000,000.00	A-1+	P-1	11/02/20	11/03/20	50,000,000.00	0.20	25,000.00	50,000,000.00	49,996,050.00
SWEDBANK NY CERT DEPOS DTD 11/24/2020 0.210% 05/07/2021		87019VN78	50,000,000.00	A-1	P-1	11/24/20	11/24/20	50,000,000.00	0.21	20,125.00	50,000,000.00	49,999,989.00



Managed Account Detail of Securities Held

For the Month Ending **January 31, 2021**

SAN BERNARDINO COUNTY - 76990800

Security Type/Description Dated Date/Coupon/Maturity	CUSIP	S&P Rating	Moody's Rating	Trade Date	Settle Date	Original Cost	YTM at Cost	Accrued Interest	Amortized Cost	Market Value
Certificate of Deposit										
SWEDBANK NY CERT DEPOS DTD 11/30/2020 0.200% 05/10/2021	87019VN86	A-1	P-1	11/30/20	11/30/20	25,000,000.00	0.20	8,750.00	25,000,000.00	24,999,294.10
NORDEA BANK ABP NEW YORK CERT DEPOS DTD 05/20/2020 0.380% 05/19/2021	65558TYQ2	A-1+	P-1	05/19/20	05/20/20	50,000,000.00	0.38	135,638.89	50,000,000.00	50,025,869.60
BANK OF NOVA SCOTIA HOUS CERT DEPOS DTD 12/07/2020 0.220% 05/28/2021	06417MMG7	A-1	P-1	12/02/20	12/07/20	50,000,000.00	0.22	17,111.11	50,000,000.00	50,001,640.35
SWEDBANK NY CERT DEPOS DTD 01/05/2021 0.180% 05/28/2021	87019VQ34	A-1	P-1	01/05/21	01/05/21	50,000,000.00	0.18	6,750.00	50,000,000.00	49,995,040.90
BANK OF MONTREAL CHICAGO FLOATING CD DTD 06/05/2020 0.315% 06/01/2021	06367BMN6	A-1	P-1	06/04/20	06/05/20	50,000,000.00	0.42	27,157.86	50,000,000.00	50,030,050.00
BANK OF MONTREAL CHICAGO CERT DEPOS DTD 08/25/2020 0.220% 06/02/2021	06367BRX9	A-1	P-1	08/24/20	08/25/20	50,000,000.00	0.22	48,888.89	50,000,000.00	50,001,686.30
ROYAL BANK OF CANADA NY CERT DEPOS DTD 11/24/2020 0.230% 06/16/2021	78012UZ01	A-1+	P-1	11/23/20	11/24/20	50,000,000.00	0.23	22,041.67	50,000,000.00	50,003,813.25
SVENSKA HANDELSBANKEN NY CERT DEPOS DTD 07/15/2020 0.330% 07/01/2021	86959RHV5	A-1+	P-1	07/14/20	07/15/20	50,000,000.00	0.33	92,125.00	50,000,000.00	50,025,396.30
NORDEA BANK AB NEW YORK CERT DEPOS DTD 07/17/2020 0.290% 07/01/2021	65558TC94	A-1+	P-1	07/16/20	07/17/20	50,000,000.00	0.29	80,152.78	50,000,000.00	50,016,914.40
ROYAL BANK OF CANADA NY CERT DEPOS DTD 09/29/2020 0.200% 07/01/2021	78012UXY6	A-1+	P-1	09/29/20	09/29/20	50,000,000.00	0.20	34,722.22	50,000,000.00	49,997,846.65
SVENSKA HANDELSBANKEN NY CERT DEPOS DTD 10/01/2020 0.225% 07/01/2021	86959RKN9	A-1+	P-1	10/01/20	10/01/20	50,001,892.68	0.22	38,437.50	50,001,039.93	50,003,151.20
BANK OF AMERICA NA CERT DEPOS DTD 10/09/2020 0.200% 07/01/2021	06052TM23	A-1	P-1	10/08/20	10/09/20	50,000,000.00	0.20	31,944.44	50,000,000.00	49,997,849.15
BANK OF NOVA SCOTIA HOUS CERT DEPOS DTD 11/24/2020 0.230% 07/01/2021	06417MLZ6	A-1	P-1	11/23/20	11/24/20	50,000,000.00	0.23	22,041.67	50,000,000.00	50,004,227.35



Managed Account Detail of Securities Held

For the Month Ending **January 31, 2021**

SAN BERNARDINO COUNTY - 76990800

Security Type/Description	Dated Date/Coupon/Maturity	CUSIP	S&P Rating	Moody's Rating	Trade Date	Settle Date	Original Cost	YTM at Cost	Accrued Interest	Amortized Cost	Market Value
Certificate of Deposit											
BANK OF NOVA SCOTIA HOUSTON CERT DEPOS	07/15/2020 0.350% 07/01/2021	06417MKL8	A-1	P-1	07/14/20	07/15/20	100,000,000.00	0.35	195,416.67	100,000,000.00	100,059,275.20
SWEDBANK NY CERT DEPOS	01/06/2021 0.220% 07/07/2021	87019VO59	A-1	P-1	01/05/21	01/06/21	25,000,000.00	0.22	3,972.22	25,000,000.00	25,001,099.88
NORDEA BANK ABP NEW YORK CERT DEPOS	01/27/2021 0.150% 07/28/2021	65558T3J2	A-1+	P-1	01/27/21	01/27/21	50,000,000.00	0.15	1,041.67	50,000,000.00	49,985,015.30
TORONTO DOMINION BANK NY CERT DEPOS	10/07/2020 0.430% 08/02/2021	89114NN27	A-1+	P-1	10/06/20	10/07/20	35,052,132.50	0.25	48,912.50	35,031,732.83	35,037,674.32
BANK OF MONTREAL CHI FLOATING CERT DEPOS	08/28/2020 0.209% 08/02/2021	06367BSQ3	A-1	P-1	08/26/20	08/28/20	50,000,000.00	0.25	9,100.00	50,000,000.00	49,987,650.00
ROYAL BANK OF CANADA NY CERT DEPOS	10/01/2020 0.210% 08/02/2021	78012UYE9	A-1+	P-1	10/01/20	10/01/20	50,000,000.00	0.21	35,875.00	50,000,000.00	49,997,393.90
SVENSKA HANDELSBANKEN NY CERT DEPOS	11/02/2020 0.230% 08/02/2021	86959RLB4	A-1+	P-1	11/02/20	11/02/20	50,000,000.00	0.23	29,069.44	50,000,000.00	50,002,534.80
SVENSKA HANDELSBANKEN NY CERT DEPOS	11/24/2020 0.260% 08/25/2021	86959RLQ1	A-1+	P-1	11/23/20	11/24/20	50,000,000.00	0.26	24,916.67	50,000,000.00	50,011,510.60
BANK OF NOVA SCOTIA HOUS CERT DEPOS	12/08/2020 0.250% 09/01/2021	06417MMK8	A-1	P-1	12/07/20	12/08/20	50,000,000.00	0.25	19,097.22	50,000,000.00	50,008,922.85
ROYAL BANK OF CANADA NY CERT DEPOS	01/28/2021 0.150% 09/01/2021	78012UE35	A-1+	P-1	01/28/21	01/28/21	50,000,000.00	0.15	833.33	50,000,000.00	49,979,124.35
Security Type Sub-Total							1,710,054,025.18	0.34	3,272,899.51	1,710,032,772.76	1,710,266,947.48

Bank Note											
US BANK NA CINCINNATI CALLABLE BANK NOTE	04/26/2018 3.150% 04/26/2021	90331HNP4	AA-	A1	04/24/18	04/26/18	14,999,100.00	3.15	124,687.50	14,999,931.02	15,072,495.00



Managed Account Detail of Securities Held

For the Month Ending **January 31, 2021**

SAN BERNARDINO COUNTY - 76990800

Security Type/Description	Dated Date/Coupon/Maturity	CUSIP	S&P Rating	Moody's Rating	Trade Date	Settle Date	Original Cost	YTM at Cost	Accrued Interest	Amortized Cost	Market Value
Bank Note											
US BANK BANK NOTE (CALLABLE) DTD 11/16/2018 3.450% 11/16/2021		90331HINX7	AA-	A1	11/13/18	11/16/18	9,986,200.00	3.50	71,875.00	9,996,373.72	10,236,560.00
US BANK NA CINCINNATI BKNT (CALLABLE) DTD 01/21/2020 1.800% 01/21/2022		90331HPJ6	AA-	A1	01/17/20	01/21/20	7,997,200.00	1.82	4,000.00	7,998,644.05	8,110,136.00
US BANK NA CORP NOTE (CALLABLE) DTD 05/23/2019 2.650% 05/23/2022		90331HPC1	AA-	A1	05/21/19	05/23/19	6,992,580.00	2.69	35,038.89	6,996,777.45	7,210,462.00
WELLS FARGO BANK NA CALLABLE BANK NOTE DTD 09/11/2019 2.082% 09/09/2022		9498816A0	A+	Aa2	09/04/19	09/11/19	20,000,000.00	2.08	164,246.67	20,000,000.00	20,199,240.00
Security Type Sub-Total							59,975,080.00	2.62	399,848.06	59,991,726.24	60,828,893.00

Asset-Backed Security											
MBALT 2019-B A2 DTD 11/20/2019 2.010% 12/15/2021		587690AB7	AAA	NR	11/13/19	11/20/19	728,013.62	2.01	650.39	728,035.85	729,392.33
HAROT 2019-2 A2 DTD 05/29/2019 2.570% 12/21/2021		43815MAB2	NR	Aaa	05/21/19	05/29/19	476,302.52	2.57	340.03	476,303.02	476,908.04
TAOT 2019-B A2A DTD 05/08/2019 2.590% 02/15/2022		892391AB0	AAA	Aaa	04/30/19	05/08/19	940,597.58	2.59	1,082.74	940,603.94	941,686.33
MBALT 2020-A A2 DTD 01/29/2020 1.820% 03/15/2022		58770FAB8	AAA	Aaa	01/21/20	01/29/20	1,426,523.36	1.82	1,153.95	1,426,551.24	1,430,945.76
TAOT 2019-C A2A DTD 08/14/2019 2.000% 04/15/2022		89238UAB6	AAA	Aaa	08/06/19	08/14/19	931,606.27	2.00	828.13	931,630.13	933,161.75
HAROT 2019-3 A2 DTD 08/27/2019 1.900% 04/15/2022		43815NAB0	AAA	Aaa	08/21/19	08/27/19	1,381,387.26	1.90	1,166.59	1,381,439.93	1,385,319.93
JOHN DEERE OWNER TRUST DTD 07/24/2019 2.280% 05/16/2022		477870AB5	NR	Aaa	07/16/19	07/24/19	750,127.50	2.28	712.62	750,129.05	751,256.07
MBART 2019-1 A2A DTD 09/25/2019 2.040% 06/15/2022		58769TAB1	AAA	Aaa	09/18/19	09/25/19	1,748,201.20	2.04	1,585.19	1,748,284.43	1,753,537.57



Managed Account Detail of Securities Held

For the Month Ending January 31, 2021

SAN BERNARDINO COUNTY - 76990800

Security Type/Description	Dated Date/Coupon/Maturity	CUSIP	S&P Rating	Moody's Rating	Trade Date	Settle Date	Original Cost	YTM at Cost	Accrued Interest	Amortized Cost	Market Value
Asset-Backed Security											
HAROT 2019-4 A2	DTD 11/26/2019 1.860% 06/20/2022	43813VAB4	AAA	NR	11/19/19	11/26/19	4,023,101.35	1.86	2,702.35	4,023,216.25	4,042,934.06
HART 2019-B A2	DTD 11/06/2019 1.930% 07/15/2022	44891JAB4	AAA	NR	10/29/19	11/06/19	813,704.40	1.93	698.02	813,727.64	816,187.41
TAOT 2019-D A2	DTD 11/13/2019 1.920% 07/15/2022	89233MAB9	AAA	Aaa	11/06/19	11/13/19	3,073,117.76	1.92	2,622.59	3,073,221.66	3,085,354.60
MBALT 2019-B A3	DTD 11/20/2019 2.000% 10/17/2022	58769QAC5	AAA	NR	11/13/19	11/20/19	2,499,602.50	2.01	2,222.22	2,499,766.81	2,529,227.75
HAROT 2020-1 A2	DTD 02/26/2020 1.630% 10/21/2022	43813RAB3	NR	Aaa	02/19/20	02/26/20	5,895,560.58	1.63	2,669.65	5,895,770.99	5,931,521.25
TAOT 2020-A A2	DTD 02/12/2020 1.670% 11/15/2022	89232HAB1	AAA	Aaa	02/04/20	02/12/20	7,829,440.38	1.67	5,811.26	7,829,474.33	7,868,600.59
MBALT 2020-A A3	DTD 01/29/2020 1.840% 12/15/2022	58770FAC6	AAA	Aaa	01/21/20	01/29/20	4,999,341.00	1.84	4,088.89	4,999,572.37	5,066,295.00
JOHN DEERE OWNER TRUST OTHER ABS	DTD 03/11/2020 1.010% 01/15/2023	47789KAB9	NR	AAA	03/04/20	03/11/20	3,300,670.79	1.01	1,481.74	3,300,744.17	3,311,296.07
HAROT 2019-1 A3	DTD 02/27/2019 2.830% 03/20/2023	43814WAC9	AAA	NR	02/19/19	02/27/19	3,492,084.41	2.83	3,568.81	3,492,128.93	3,550,082.15
HAROT 2019-2 A3	DTD 05/29/2019 2.520% 06/21/2023	43815MAC0	NR	Aaa	05/21/19	05/29/19	8,499,682.95	2.52	5,950.00	8,499,814.13	8,649,425.75
JDOT 2019-A A3	DTD 03/13/2019 2.910% 07/15/2023	47789JAD8	NR	Aaa	03/05/19	03/13/19	3,690,366.79	2.91	4,773.46	3,690,564.54	3,755,826.07
TAOT 2019-A A3	DTD 02/13/2019 2.910% 07/15/2023	89239AAD5	AAA	Aaa	02/05/19	02/13/19	6,859,266.73	2.91	8,872.93	6,859,823.92	6,976,395.65
HAROT 2019-3 A3	DTD 08/27/2019 1.780% 08/15/2023	43815NAC8	AAA	Aaa	08/21/19	08/27/19	4,749,960.58	1.78	3,757.78	4,749,974.84	4,823,672.50
TAOT 2019-B A3	DTD 05/08/2019 2.570% 08/15/2023	89239JAD6	AAA	Aaa	04/30/19	05/08/19	4,999,202.50	2.57	5,711.11	4,999,527.12	5,093,373.50



Managed Account Detail of Securities Held

For the Month Ending **January 31, 2021**

SAN BERNARDINO COUNTY - 76990800

Security Type/Description	Dated Date/Coupon/Maturity	CUSIP	S&P Rating	Moody's Rating	Trade Date	Settle Date	Original Cost	YTM at Cost	Accrued Interest	Amortized Cost	Market Value
Asset-Backed Security											
TAOT 2019-C A3	DTD 08/14/2019 1.910% 09/15/2023	89238UAD2	AAA	Aaa	08/06/19	08/14/19	4,999,959.00	1.91	4,244.44	4,999,973.75	5,075,432.00
BAACT 2018-A2 A2	DTD 05/17/2018 3.000% 09/15/2023	05522RCZ9	AAA	Aaa	09/30/19	10/02/19	10,170,312.50	2.55	13,333.33	10,112,755.37	10,058,148.00
JDOT 2019-B A3	DTD 07/24/2019 2.210% 12/15/2023	477870AC3	NR	Aaa	07/16/19	07/24/19	2,499,469.25	2.22	2,455.56	2,499,653.77	2,546,263.75
TAOT 2019-D A3	DTD 11/13/2019 1.920% 01/16/2024	89233MAD5	AAA	Aaa	11/06/19	11/13/19	4,499,675.10	1.92	3,840.00	4,499,770.12	4,590,981.00
HAROT 2019-4 A3	DTD 11/26/2019 1.830% 01/18/2024	43813VAC2	AAA	NR	11/19/19	11/26/19	8,998,396.20	1.83	5,947.50	8,998,854.88	9,195,688.80
HART 2019-B A3	DTD 11/06/2019 1.940% 02/15/2024	44891JAC2	AAA	NR	10/29/19	11/06/19	3,749,827.13	1.94	3,233.33	3,749,877.26	3,817,803.38
MBART 2019-1 A3	DTD 09/25/2019 1.930% 03/15/2024	58769TAD7	AAA	Aaa	09/18/19	09/25/19	6,999,036.10	1.93	6,004.44	6,999,328.28	7,108,985.80
HAROT 2020-1 A3	DTD 02/26/2020 1.610% 04/22/2024	43813RAC1	NR	Aaa	02/19/20	02/26/20	9,998,040.00	1.61	4,472.22	9,998,480.58	10,217,602.00
TAOT 2020-A A3	DTD 02/12/2020 1.660% 05/15/2024	89232HAC9	AAA	Aaa	02/04/20	02/12/20	14,998,917.00	1.66	11,066.67	14,999,164.40	15,290,907.00
JOHN DEERE OWNER TRUST	DTD 03/11/2020 1.100% 08/15/2024	47789KAC7	NR	Aaa	03/04/20	03/11/20	4,999,694.50	1.10	2,444.44	4,999,756.24	5,064,623.00
CHAIT 2012-A7 A7	DTD 10/09/2012 2.160% 09/15/2024	161571FO2	AAA	NR	09/17/19	09/18/19	10,060,156.25	2.03	9,600.00	10,043,600.09	10,313,058.00
CHAIT 2020-A1 A1	DTD 02/18/2020 1.530% 01/15/2025	161571HP2	AAA	NR	02/10/20	02/18/20	7,998,167.20	1.53	5,440.00	7,998,523.95	8,205,688.00
Security Type Sub-Total							163,079,512.26	1.98	134,532.38	163,010,043.98	165,387,580.86
Managed Account Sub-Total							9,290,432,103.19	0.96	21,138,459.97	9,298,108,727.83	9,408,760,906.76



Managed Account Detail of Securities Held

For the Month Ending **January 31, 2021**

SAN BERNARDINO COUNTY - 76990800

Securities Sub-Total	\$9,294,536,120.80	0.96%	\$21,138,459.97	\$9,298,108,727.83	\$9,408,760,906.76
Accrued Interest			\$21,138,459.97		
Total Investments				\$9,429,899,366.73	

Bolded items are forward settling trades.



Managed Account Fair Market Value & Analytics

For the Month Ending January 31, 2021

SAN BERNARDINO COUNTY - 76990800

Security Type/Description	Dated Date/Coupon/Maturity	CUSIP	Par	Broker	Next Call Date	Market Price	Market Value	Unreal G/L On Cost	Unreal G/L Amort Cost	Effective Duration	YTM at Mkt
U.S. Treasury Bond / Note											
US TREASURY NOTES	DTD 02/15/2018 2.250% 02/15/2021	9128283X6	50,000,000.00	INTC		100.08	50,039,060.00	251,950.62	43,317.81	0.05	0.33
US TREASURY NOTES	DTD 02/15/2018 2.250% 02/15/2021	9128283X6	75,000,000.00	FTN		100.08	75,058,590.00	134,761.87	60,131.05	0.05	0.33
US TREASURY NOTES	DTD 02/29/2016 1.125% 02/28/2021	912828P87	25,000,000.00	BARCLAYS		100.08	25,019,530.00	645,506.56	33,780.73	0.08	0.11
US TREASURY NOTES	DTD 05/31/2016 1.375% 05/31/2021	912828R77	25,000,000.00	RBC CAP		100.42	25,105,470.00	770,509.06	154,261.40	0.34	0.09
US TREASURY NOTES	DTD 05/31/2014 2.000% 05/31/2021	912828WN6	50,000,000.00	BARCLAYS		100.63	50,312,500.00	(134,765.63)	280,006.34	0.34	0.10
US TREASURY NOTES	DTD 07/31/2014 2.250% 07/31/2021	912828WY2	100,000,000.00	MORGANST		101.08	101,078,120.00	1,152,338.75	1,094,352.53	0.50	0.09
US TREASURY NOTES	DTD 09/30/2016 1.125% 09/30/2021	912828T34	25,000,000.00	MIZUHO		100.67	25,167,970.00	969,727.81	305,986.88	0.66	0.11
US TREASURY NOTES	DTD 12/01/2014 1.875% 11/30/2021	912828G53	25,000,000.00	BMO		101.47	25,367,187.50	632,812.50	411,630.02	0.83	0.10
US TREASURY NOTES	DTD 02/02/2015 1.500% 01/31/2022	912828H86	50,000,000.00	TD SEC U		101.39	50,695,310.00	1,916,013.12	940,799.47	0.99	0.11
US TREASURY NOTES	DTD 02/28/2017 1.875% 02/28/2022	912828W55	25,000,000.00	CITIGRP		101.91	25,476,562.50	653,320.31	521,236.30	1.07	0.10
US TREASURY NOTES	DTD 07/31/2017 1.875% 07/31/2022	9128282P4	100,000,000.00	RBC		102.66	102,656,250.00	3,910,156.25	3,231,484.77	1.48	0.10
US TREASURY NOTES	DTD 11/02/2015 1.875% 10/31/2022	912828M49	25,000,000.00	BMO_DIR		103.06	25,765,625.00	1,026,367.19	858,104.27	1.72	0.12
US TREASURY NOTES	DTD 05/31/2016 1.625% 05/31/2023	912828R69	50,000,000.00	DEUTSCHE		103.45	51,726,560.00	3,068,356.87	2,478,994.31	2.30	0.14
US TREASURY NOTES	DTD 06/30/2016 1.375% 06/30/2023	912828S35	25,000,000.00	MIZUHO		102.95	25,738,280.00	1,037,108.12	936,371.94	2.39	0.15
US TREASURY NOTES	DTD 06/30/2016 1.375% 06/30/2023	912828S35	50,000,000.00	WELLSFAR		102.95	51,476,560.00	3,353,513.12	2,542,349.27	2.39	0.15
US TREASURY NOTES	DTD 07/02/2018 2.625% 06/30/2023	9128284U1	50,000,000.00	SOC GEN		106.00	53,000,000.00	2,365,234.37	2,638,627.60	2.36	0.13
US TREASURY NOTES	DTD 06/30/2016 1.375% 06/30/2023	912828S35	100,000,000.00	SOC GEN		102.95	102,953,120.00	6,917,963.75	5,222,063.79	2.39	0.15



Managed Account Fair Market Value & Analytics

For the Month Ending January 31, 2021

SAN BERNARDINO COUNTY - 76990800

Security Type/Description	Dated Date/Coupon/Maturity	CUSIP	Par	Broker	Next Call Date	Market Price	Market Value	Unreal G/L On Cost	Unreal G/L Amort Cost	Effective Duration	YTM at Mkt
U.S. Treasury Bond / Note											
US TREASURY NOTES	DTD 08/01/2016 1.250% 07/31/2023	912828S92	100,000,000.00	BNP		102.75	102,750,000.00	6,484,375.00	4,892,674.18	2.46	0.15
US TREASURY NOTES	DTD 08/31/2016 1.375% 08/31/2023	912828D1	100,000,000.00	MORGANST		103.16	103,156,250.00	6,593,750.00	5,157,913.06	2.53	0.15
US TREASURY NOTES	DTD 05/15/2014 2.500% 05/15/2024	912828WJ5	50,000,000.00	BNP		107.52	53,757,810.00	1,695,310.00	2,292,799.63	3.17	0.20
US TREASURY NOTES	DTD 05/15/2014 2.500% 05/15/2024	912828WJ5	50,000,000.00	WELLSFAR		107.52	53,757,810.00	2,146,481.87	2,551,828.46	3.17	0.20
US TREASURY NOTES	DTD 06/30/2017 2.000% 06/30/2024	912828XX3	50,000,000.00	DAIWA		106.03	53,015,625.00	2,128,906.25	2,380,797.60	3.32	0.23
US TREASURY NOTES	DTD 06/30/2017 2.000% 06/30/2024	912828XX3	50,000,000.00	MORGANST		106.03	53,015,625.00	1,998,046.87	2,271,711.45	3.32	0.23
US TREASURY NOTES	DTD 06/30/2017 2.000% 06/30/2024	912828XX3	50,000,000.00	RBC		106.03	53,015,625.00	2,080,078.12	2,330,474.49	3.32	0.23
US TREASURY NOTES	DTD 06/30/2019 1.750% 06/30/2024	9128286Z8	50,000,000.00	MORGANST		105.19	52,593,750.00	2,419,921.87	2,463,535.79	3.33	0.22
US TREASURY NOTES	DTD 07/31/2017 2.125% 07/31/2024	9128282N9	50,000,000.00	TOR DOM		106.59	53,296,875.00	1,822,265.62	2,224,737.35	3.37	0.23
US TREASURY NOTES	DTD 02/17/2015 2.000% 02/15/2025	912828JZ7	50,000,000.00	MIZUHO		106.83	53,414,060.00	2,837,888.12	2,962,970.02	3.88	0.30
US TREASURY NOTES	DTD 05/15/2015 2.125% 05/15/2025	912828XB1	50,000,000.00	BMO		107.63	53,812,500.00	2,703,125.00	2,937,531.52	4.12	0.33
Security Type Sub-Total			1,500,000,000.00				1,552,222,625.00	61,581,023.36	54,220,472.03	2.08	0.18
Supra-National Agency Bond / Note											
INTER-AMERICAN DEVELOPMENT BANK NOTE	DTD 04/19/2018 2.625% 04/19/2021	4581X0DB1	50,000,000.00	CITIGRP		100.53	50,263,800.00	373,800.00	271,528.10	0.22	0.22
INTL BANK OF RECONSTRUCTION AND DEV NOTE	DTD 07/25/2018 2.750% 07/23/2021	459058GH0	50,000,000.00	MORGANST		101.24	50,617,950.00	734,950.00	636,344.88	0.48	0.18



Managed Account Fair Market Value & Analytics

For the Month Ending **January 31, 2021**

SAN BERNARDINO COUNTY - 76990800

Security Type/Description	Dated Date/Coupon/Maturity	CUSIP	Par	Broker	Next Call Date	Market Price	Market Value	Unreal G/L On Cost	Unreal G/L Amort Cost	Effective Duration	YTM at Mkt
Supra-National Agency Bond / Note											
INTL BANK OF RECON AND DEV GLOBAL NOTES		459058GF4	20,000,000.00	DEUTSCHE		101.72	20,343,400.00	388,400.00	353,102.26	0.87	0.15
DTD 12/13/2017 2.126% 12/13/2021											
INTER-AMERICAN DEVELOPMENT BANK NOTE		4581X0DD7	25,000,000.00	JPMCHASE		104.68	26,169,750.00	1,225,750.00	1,192,824.61	1.62	0.17
DTD 09/26/2018 3.000% 09/26/2022											
INTER-AMERICAN DEVEL BK CORPORATE NOTES		4581X0DM7	20,000,000.00	RBC CAP		100.72	20,143,220.00	150,020.00	148,309.42	2.31	0.19
DTD 04/24/2020 0.500% 05/24/2023											
INTER-AMERICAN DEVELOPMENT BANK NOTE		4581X0CC0	25,000,000.00	BMO		107.43	26,858,100.00	1,378,100.00	1,575,832.21	2.58	0.21
DTD 10/04/2013 3.000% 10/04/2023											
INTL BK RECON & DEVELOP CORPORATE NOTES		459058JM6	25,000,000.00	TD		100.09	25,021,475.00	75,225.00	71,838.01	2.81	0.22
DTD 11/24/2020 0.250% 11/24/2023											
INTL BANK OF RECON AND DEV SN (FLOATER)		45906M2B6	10,000,000.00	BMO		100.73	10,072,610.00	72,610.00	72,610.00	0.00	0.43
DTD 06/16/2020 0.460% 06/17/2024											
Security Type Sub-Total			225,000,000.00			229,490,305.00	4,398,855.00	4,322,389.49	1.23	0.20	
NOW Account											
BANK OF THE WEST MONEY MARKET FUND		BKOFWEST7	75,000,000.00	DIRECT		1.00	75,000,000.00	0.00	0.00	0.00	0.15
BANK OF THE WEST MONEY MARKET FUND		BKOFWEST7	125,000,000.00			1.00	125,000,000.00	0.00	0.00	0.00	0.15
Security Type Sub-Total			200,000,000.00			200,000,000.00	0.00	0.00	0.00	0.00	0.15
Money Market Mutual Fund											
FEDERATED GOVT OBLIGATIONS FUND		608919718	1,000,000.00			1.00	1,000,000.00	0.00	0.00	0.00	0.01
FIDELITY GOVT MM FUND 2642		31607A703	1,000,000.00			1.00	1,000,000.00	0.00	0.00	0.00	0.01
Security Type Sub-Total			2,000,000.00			2,000,000.00	0.00	0.00	0.00	0.00	0.01
Joint Powers Authority											



Managed Account Fair Market Value & Analytics

For the Month Ending **January 31, 2021**

SAN BERNARDINO COUNTY - 76990800

Security Type/Description	Dated Date/Coupon/Maturity	CUSIP	Par	Broker	Next Call Date	Market Price	Market Value	Unreal G/L On Cost	Unreal G/L Amort Cost	Effective Duration	YTM at Mkt
Joint Powers Authority											
CALIFORNIA ASSET MANAGEMENT PROGRAM		CAMPMF025	18,000,000.00	DIRECT		1.00	18,000,000.00	0.00	0.00	0.00	0.11
CALIFORNIA ASSET MANAGEMENT PROGRAM		CAMPMF025	36,000,000.00			1.00	36,000,000.00	0.00	0.00	0.00	0.11
CALIFORNIA ASSET MANAGEMENT PROGRAM		CAMPMF025	46,000,000.00			1.00	46,000,000.00	0.00	0.00	0.00	0.11
CALIFORNIA ASSET MANAGEMENT PROGRAM		CAMPMF025	75,000,000.00	DIRECT		1.00	75,000,000.00	0.00	0.00	0.00	0.11
CALIFORNIA ASSET MANAGEMENT PROGRAM		CAMPMF025	200,000,000.00			1.00	200,000,000.00	0.00	0.00	0.00	0.11
Security Type Sub-Total			375,000,000.00				375,000,000.00	0.00	0.00	0.00	0.11

Federally Insured Cash Account

STONECASTLE FICA		FICAMF003	25,000,000.00			1.00	25,000,000.00	0.00	0.00	0.00	0.05
Security Type Sub-Total			25,000,000.00				25,000,000.00	0.00	0.00	0.00	0.05

Federal Agency Collateralized Mortgage Obligation

FHMS K033 A2	DTD 10/01/2013 3.060% 07/01/2023	3137B4WB8	2,800,000.00	CANTFIT		106.02	2,968,622.97	(10,095.78)	1,133.62	2.34	0.55
FHMS K729 A2	DTD 12/01/2017 3.136% 10/01/2024	3137FCM43	16,500,000.00	CANTFIT		108.87	17,964,099.29	(5,431.96)	(2,144.42)	3.19	0.69
FHMS K045 A2	DTD 05/01/2015 3.023% 01/01/2025	3137BHXJ1	25,000,000.00	MS		109.18	27,293,916.25	(171,904.06)	(95,056.00)	3.71	0.65
FHMS KJ32 A1	DTD 11/01/2020 0.516% 06/25/2025	3137F72U8	2,597,380.17	JPM		98.18	2,550,136.58	(47,233.20)	(47,233.59)	3.48	0.94
FRESB 2021-SB82 A5	DTD 01/01/2021 0.670% 11/01/2025	30318CAA5	1,500,000.00	PIPER J		100.49	1,507,356.00	0.00	42.18	4.68	0.57
FRESB 2021-SB82 A5	DTD 01/01/2021 0.670% 11/01/2025	30318CAA5	3,500,000.00	WELLS_F		100.49	3,517,164.00	0.00	98.42	4.68	0.57
Security Type Sub-Total			51,897,380.17				55,801,295.09	(234,665.00)	(143,159.79)	3.55	0.66



Managed Account Fair Market Value & Analytics

For the Month Ending January 31, 2021

SAN BERNARDINO COUNTY - 76990800

Security Type/Description	Dated Date/Coupon/Maturity	CUSIP	Par	Broker	Next Call Date	Market Price	Market Value	Unreal G/L On Cost	Unreal G/L Amort Cost	Effective Duration	YTM at Mkt
Federal Agency Bond / Note											
FREDDIE MAC NOTES	DTD 02/16/2018 2.375% 02/16/2021	3137EAE19	50,000,000.00	BARCLAYS		100.10	50,047,950.00	179,950.00	49,756.57	0.05	0.21
FANNIE MAE NOTES	DTD 04/13/2018 2.500% 04/13/2021	3135G0U27	50,000,000.00	BARCLAYS		100.49	50,242,700.00	317,200.00	247,526.19	0.21	0.10
FEDERAL FARM CREDIT BANK NOTES	DTD 11/26/2018 2.875% 05/26/2021	3133EJW70	25,000,000.00	DEUTSCHE		100.89	25,222,850.00	267,100.00	228,387.32	0.33	0.11
FEDERAL FARM CREDIT BANK NOTES	DTD 11/26/2018 2.875% 05/26/2021	3133EJW70	50,000,000.00	MIZUHO		100.89	50,445,700.00	479,700.00	449,950.00	0.33	0.11
FANNIE MAE NOTES	DTD 06/25/2018 2.750% 06/22/2021	3135G0U35	75,000,000.00	TD SEC U		101.04	75,783,000.00	800,250.00	785,225.30	0.40	0.10
FHLB NOTES	DTD 03/05/2012 2.375% 09/10/2021	313378JP7	20,000,000.00	MIZUHO		101.39	20,277,720.00	(43,880.00)	181,933.48	0.61	0.10
FEDERAL HOME LOAN BANKS NOTES	DTD 10/12/2018 3.000% 10/12/2021	3130AF5B9	50,000,000.00	BARCLAYS		102.03	51,013,450.00	1,045,950.00	1,020,952.28	0.70	0.10
FEDERAL HOME LOAN BANKS NOTES	DTD 11/08/2019 1.625% 11/19/2021	3130AHJY0	30,000,000.00	WELLSFAR		101.23	30,367,890.00	419,190.00	388,009.00	0.80	0.10
FEDERAL HOME LOAN BANKS NOTES	DTD 12/20/2019 1.625% 12/20/2021	3130AHSR5	22,500,000.00	BARCLAYS		101.35	22,803,592.50	327,892.50	314,296.47	0.89	0.11
FANNIE MAE NOTES	DTD 01/11/2019 2.625% 01/11/2022	3135G0U92	60,000,000.00	TD		102.39	61,434,900.00	1,478,100.00	1,448,459.12	0.94	0.10
FEDERAL FARM CREDIT BANK NOTES	DTD 01/18/2019 2.600% 01/18/2022	3133EJ5P0	50,000,000.00	FTN		102.42	51,208,300.00	1,250,800.00	1,221,910.86	0.96	0.10
FANNIE MAE NOTES	DTD 04/12/2019 2.250% 04/12/2022	3135G0V59	75,000,000.00	BARCLAYS		102.57	76,929,450.00	2,175,450.00	2,027,086.86	1.19	0.10
FEDERAL FARM CREDIT BANK NOTES	DTD 05/06/2020 0.250% 05/06/2022	3133ELYR9	100,000,000.00	JPMCHAS		100.19	100,190,300.00	317,300.00	270,153.42	1.27	0.10
FEDERAL HOME LOAN BANK	DTD 06/01/2012 2.125% 06/10/2022	313379O69	25,000,000.00	WELLSFAR		102.74	25,683,775.00	527,275.00	610,840.09	1.35	0.11
FFCB NOTES	DTD 12/16/2019 1.630% 06/15/2022	3133ELDK7	40,000,000.00	INCAPITA		102.08	40,833,800.00	835,919.20	834,959.52	1.37	0.11
FREDDIE MAC NOTES	DTD 07/23/2020 0.125% 07/25/2022	3137EJET2	25,000,000.00	WELLS_F		100.01	25,002,100.00	58,600.00	43,703.14	1.49	0.12
FANNIE MAE NOTES	DTD 09/06/2019 1.375% 09/06/2022	3135G0W33	75,000,000.00	BARCLAYS		101.99	76,490,175.00	1,751,175.00	1,628,771.72	1.58	0.13



Managed Account Fair Market Value & Analytics

For the Month Ending January 31, 2021

SAN BERNARDINO COUNTY - 76990800

Security Type/Description	Dated Date/Coupon/Maturity	CUSIP	Par	Broker	Next Call Date	Market Price	Market Value	Unreal G/L On Cost	Unreal G/L Amort Cost	Effective Duration	YTM at Mkt
Federal Agency Bond / Note											
FEDERAL HOME LOAN BANKS NOTES	DTD 08/13/2012 2.000% 09/09/2022	313380GJ0	10,000,000.00	WELLSFAR		103.00	10,299,930.00	149,430.00	220,397.48	1.58	0.13
FEDERAL HOME LOAN BANK NOTES	DTD 10/22/2020 0.125% 10/21/2022	3130AKDH6	64,000,000.00	CITIGRP		99.98	63,984,256.00	68,736.00	56,915.75	1.73	0.14
FFCB NOTES	DTD 11/23/2020 0.125% 11/23/2022	3133EMGX4	75,000,000.00	BARCLAY		99.99	74,994,150.00	137,400.00	123,663.70	1.82	0.13
FEDERAL FARM CREDIT BANK NOTES(CALLABLE)	DTD 01/24/2020 1.640% 01/24/2023	3133ELJN5	10,000,000.00	OTHER	01/24/22	101.46	10,146,330.00	151,330.00	149,623.80	0.98	0.89
FEDERAL FARM CREDIT BANK NOTES(CALLABLE)	DTD 01/24/2020 1.640% 01/24/2023	3133ELJN5	20,000,000.00	DAIWA	01/24/22	101.46	20,292,660.00	302,660.00	299,247.59	0.98	0.89
FEDERAL FARM CREDIT BANK NOTES(CALLABLE)	DTD 01/24/2020 1.640% 01/24/2023	3133ELJN5	20,000,000.00	FCSTONE	01/24/22	101.46	20,292,660.00	302,660.00	299,247.59	0.98	0.89
FEDERAL FARM CREDIT BANK NOTES	DTD 02/03/2021 0.125%	3133EMPH9	10,000,000.00	CASTLE		99.99	9,999,130.00	4,730.00	4,730.00	2.01	0.13
FEDERAL FARM CREDIT BANK NOTES	DTD 02/03/2021 0.125%	3133EMPH9	40,000,000.00	TOR DOM		99.99	39,996,520.00	18,920.00	18,920.00	2.01	0.13
FEDERAL HOME LOAN BANKS NOTES	DTD 02/21/2020 1.375% 02/17/2023	3130AJ7E3	50,000,000.00	WELLSFAR		102.54	51,271,250.00	1,363,250.00	1,334,099.82	2.02	0.13
FEDERAL HOME LOAN BANKS NOTES	DTD 03/01/2018 2.750% 03/10/2023	3130ADRG9	10,000,000.00	TOR DOM		105.49	10,549,410.00	506,730.00	527,887.61	2.05	0.14
FREDDIE MAC NOTES	DTD 04/20/2020 0.375% 04/20/2023	3137EAE08	50,000,000.00	CITIGRP		100.50	50,249,900.00	374,900.00	342,137.44	2.22	0.15
FREDDIE MAC NOTES (CALLABLE)	DTD 05/04/2020 0.450% 05/04/2023	3134GVRD2	50,000,000.00	RBC	05/04/21	100.09	50,043,350.00	43,350.00	43,350.00	0.26	0.41
FREDDIE MAC NOTES	DTD 05/07/2020 0.375% 05/05/2023	3137EAE06	100,000,000.00	WELLS_F		100.51	100,509,200.00	551,200.00	540,824.89	2.26	0.15
FANNIE MAE NOTES	DTD 05/22/2020 0.250% 05/22/2023	3135G04Q3	100,000,000.00	CITIGRP		100.23	100,231,900.00	532,900.00	462,804.11	2.31	0.15



Managed Account Fair Market Value & Analytics

For the Month Ending January 31, 2021

SAN BERNARDINO COUNTY - 76990800

Security Type/Description	Dated Date/Coupon/Maturity	CUSIP	Par	Broker	Next Call Date	Market Price	Market Value	Unreal G/L On Cost	Unreal G/L Amort Cost	Effective Duration	YTM at Mkt
Federal Agency Bond / Note											
FFCB FLOATING NOTES	DTD 06/09/2020 0.390% 06/09/2023	3133ELH72	45,000,000.00	LOOP CA		100.53	45,237,600.00	237,600.00	237,600.00	0.00	0.38
FREDDIE MAC NOTES	DTD 06/26/2020 0.250% 06/26/2023	3137EAES4	23,000,000.00	TOR DOM		100.24	23,055,522.00	122,682.00	109,188.67	2.40	0.15
FANNIE MAE NOTES	DTD 07/10/2020 0.250% 07/10/2023	3135G05G4	50,000,000.00	CITIGRP		100.22	50,111,950.00	219,450.00	199,226.26	2.44	0.16
FEDERAL FARM CREDIT BANKS NOTES	DTD 08/14/2019 1.600% 08/14/2023	3133EKZK5	10,000,000.00	WELLSFAR		103.65	10,364,810.00	317,710.00	334,712.90	2.48	0.16
FREDDIE MAC NOTES	DTD 08/21/2020 0.250% 08/24/2023	3137EAEV7	45,000,000.00	CITIGRP		100.24	45,105,795.00	151,695.00	144,839.26	2.56	0.16
FREDDIE MAC NOTES	DTD 09/04/2020 0.250% 09/08/2023	3137EAEW5	32,000,000.00	WELLS_F		100.21	32,068,064.00	78,624.00	77,182.69	2.60	0.17
FREDDIE MAC NOTES	DTD 10/16/2020 0.125% 10/16/2023	3137EAEY1	64,000,000.00	WELLS_F		99.86	63,908,288.00	147,008.00	123,463.01	2.71	0.18
FREDDIE MAC NOTES	DTD 11/05/2020 0.250% 11/06/2023	3137EAEZ8	75,000,000.00	CITIGRP		100.17	75,127,950.00	195,450.00	190,030.29	2.76	0.19
FANNIE MAE NOTES	DTD 11/25/2020 0.250% 11/27/2023	3135G06H1	50,000,000.00	JPMCHAS		100.17	50,087,100.00	144,100.00	140,566.73	2.82	0.19
FREDDIE MAC NOTES	DTD 12/04/2020 0.250% 12/04/2023	3137EAF2	62,000,000.00	CITIGRP		100.15	62,091,202.00	152,582.00	149,274.77	2.84	0.20
FANNIE MAE NOTES	DTD 02/08/2019 2.500% 02/05/2024	3135G0V34	100,000,000.00	JPM_CHAS		106.88	106,876,100.00	7,248,100.00	7,100,361.11	2.90	0.21
FHLB BONDS	DTD 02/15/2019 2.500% 02/13/2024	3130AFW94	50,000,000.00	BARCLAYS		106.93	53,463,350.00	3,640,350.00	3,570,772.70	2.92	0.21
FFCB (CALLABLE) NOTES	DTD 03/12/2020 1.050% 03/12/2024	3133ELSL9	30,995,000.00	WELLSFA	03/12/21	100.11	31,028,567.59	33,567.59	33,567.59	3.07	1.01
FFCB (CALLABLE) NOTES	DTD 03/12/2020 1.050% 03/12/2024	3133ELSL9	50,000,000.00	CFCO	03/12/21	100.11	50,054,150.00	54,150.00	54,150.00	3.07	1.01
FEDERAL FARM CREDIT BANK NOTES(CALLABLE)	DTD 04/22/2020 0.800% 04/22/2024	3133ELXC3	10,000,000.00	CANTFIT	04/22/21	100.16	10,015,690.00	15,690.00	15,690.00	0.23	0.75
FEDERAL FARM CREDIT BANK NOTES(CALLABLE)	DTD 04/22/2020 0.800% 04/22/2024	3133ELXC3	10,000,000.00	MIZUHO	04/22/21	100.16	10,015,690.00	15,690.00	15,690.00	0.23	0.75



Managed Account Fair Market Value & Analytics

For the Month Ending January 31, 2021

SAN BERNARDINO COUNTY - 76990800

Security Type/Description	Dated Date/Coupon/Maturity	CUSIP	Par	Broker	Next Call Date	Market Price	Market Value	Unreal G/L On Cost	Unreal G/L Amort Cost	Effective Duration	YTM at Mkt
Federal Agency Bond / Note											
FEDERAL FARM CREDIT BANK NOTES(CALLABLE)		3133ELXC3	10,000,000.00	PIPER J	04/22/21	100.16	10,015,690.00	15,690.00	15,690.00	0.23	0.75
DTD 04/22/2020 0.800% 04/22/2024											
FHLMC (CALLABLE) NOTES		3134GVPP7	25,000,000.00	CANTFIT	04/29/22	100.47	25,117,600.00	117,600.00	117,600.00	1.25	0.42
DTD 04/29/2020 0.570% 04/29/2024											
FHLMC (CALLABLE) NOTES		3134GYTN8	25,000,000.00	LOOP CA	05/20/21	100.13	25,031,775.00	41,775.00	40,015.93	0.31	0.52
DTD 05/20/2020 0.560% 05/20/2024											
FHLMC (CALLABLE) NOTES		3134GVUY2	25,000,000.00	WELLS_F	05/20/22	100.38	25,096,025.00	96,025.00	96,025.00	1.30	0.39
DTD 05/20/2020 0.510% 05/20/2024											
FHLMC (CALLABLE) NOTES		3134GVXD5	25,000,000.00	GREAT P	05/20/21	100.15	25,036,275.00	36,275.00	36,275.00	0.31	0.55
DTD 05/20/2020 0.590% 05/20/2024											
FHLMC (CALLABLE) NOTES		3134GVXC7	25,000,000.00	INCAPIT	05/20/22	100.42	25,105,800.00	105,800.00	105,800.00	1.30	0.37
DTD 05/20/2020 0.500% 05/20/2024											
FANNIE MAE NOTES		3135GOV75	25,000,000.00	CITI		105.13	26,283,075.00	1,502,075.00	1,433,126.10	3.34	0.24
DTD 07/08/2019 1.750% 07/02/2024											
FEDERAL HOME LOAN BANK NOTES		3130A2UW4	25,000,000.00	WELLSFAR		109.32	27,330,950.00	880,200.00	1,276,440.09	3.44	0.28
DTD 08/15/2014 2.875% 09/13/2024											
FEDERAL HOME LOAN BANK NOTES		3130A2UW4	25,000,000.00	MORGANST		109.32	27,330,950.00	897,625.00	1,287,957.17	3.44	0.28
DTD 08/15/2014 2.875% 09/13/2024											
FANNIE MAE NOTES		3135GOW66	25,000,000.00	CITI		104.95	26,236,800.00	1,279,550.00	1,268,487.50	3.60	0.28
DTD 10/18/2019 1.625% 10/15/2024											
FEDERAL HOME LOAN BANK NOTES		3130A3GE8	10,000,000.00	JEFFERIE		109.28	10,928,220.00	412,590.00	531,732.84	3.70	0.33
DTD 11/06/2014 2.750% 12/13/2024											
FEDERAL HOME LOAN BANK NOTES		3130A3GE8	25,000,000.00	INTL_FCS		109.28	27,320,550.00	936,050.00	1,255,956.27	3.70	0.33
DTD 11/06/2014 2.750% 12/13/2024											
FEDERAL HOME LOAN BANK NOTES		3130A3GE8	25,000,000.00	WELLSFAR		109.28	27,320,550.00	1,033,050.00	1,330,543.19	3.70	0.33
DTD 11/06/2014 2.750% 12/13/2024											
FANNIE MAE NOTES		3135GOX24	75,000,000.00	BARCLAYS		105.05	78,786,525.00	4,025,775.00	3,974,881.91	3.83	0.33
DTD 01/10/2020 1.625% 01/07/2025											
FREDDIE MAC NOTES		3137EAEPO	50,000,000.00	WELLSFAR		104.63	52,315,800.00	2,354,300.00	2,346,853.15	3.91	0.34
DTD 02/14/2020 1.500% 02/12/2025											
FEDERAL HOME LOAN BANKS NOTES		3130A4CH3	25,840,000.00	DAIWA		108.22	27,964,952.40	1,306,858.00	1,486,626.28	3.93	0.36
DTD 02/17/2015 2.375% 03/14/2025											



Managed Account Fair Market Value & Analytics

For the Month Ending January 31, 2021

SAN BERNARDINO COUNTY - 76990800

Security Type/Description	Dated Date/Coupon/Maturity	CUSIP	Par	Broker	Next Call Date	Market Price	Market Value	Unreal G/L On Cost	Unreal G/L Amort Cost	Effective Duration	YTM at Mkt
Federal Agency Bond / Note											
FANNIE MAE NOTES	3135G03U5	50,000,000.00	CITIGRP			101.06	50,529,850.00	632,850.00	616,869.19	4.17	0.37
DTD 04/24/2020 0.625% 04/22/2025											
FHLMC (CALLABLE) NOTES	3134GVPR3	25,000,000.00	PIPER J		05/06/22	100.57	25,143,100.00	143,100.00	143,100.00	1.26	0.56
DTD 05/06/2020 0.700% 05/06/2025											
FANNIE MAE NOTES	3135G04Z3	50,000,000.00	WELLS_F			100.43	50,212,500.00	316,000.00	303,119.24	4.34	0.40
DTD 06/19/2020 0.500% 06/17/2025											
FREDDIE MAC NOTES	3137EAEU9	45,000,000.00	WELLS_F			99.84	44,926,380.00	150,480.00	126,767.66	4.44	0.41
DTD 07/23/2020 0.375% 07/21/2025											
FANNIE MAE NOTES	3135G05X7	50,000,000.00	BARCLAY			99.70	49,848,800.00	82,800.00	62,530.26	4.53	0.44
DTD 08/27/2020 0.375% 08/25/2025											
FREDDIE MAC (CALLABLE) NOTES	3134GWA22	19,900,000.00	OPCO		09/02/21	100.13	19,925,710.80	25,710.80	25,710.80	0.59	0.52
DTD 09/02/2020 0.550% 09/02/2025											
FEDERAL HOME LOAN BANK NOTES	3130AK5E2	14,000,000.00	WELLS_F			99.70	13,957,440.00	(560.00)	(3,861.81)	4.56	0.44
DTD 09/11/2020 0.375% 09/04/2025											
FREDDIE MAC NOTES	3137EAEX3	20,000,000.00	CITIGRP			99.69	19,938,500.00	(1,300.00)	(5,557.57)	4.61	0.44
DTD 09/25/2020 0.375% 09/23/2025											
FANNIE MAE NOTES	3135G06G3	45,000,000.00	BARCLAY			100.18	45,080,595.00	241,695.00	234,529.10	4.72	0.46
DTD 11/12/2020 0.500% 11/07/2025											
Security Type Sub-Total		2,903,235,000.00				2,952,234,540.29	46,102,630.09	46,779,304.40	2.13	0.26	
Corporate Note											
EXXON MOBIL CORPORATE (CALLABLE) NOTES	30231GAV4	5,000,000.00	JPMCHASE		02/01/21	100.00	5,000,005.00	112,655.00	4,460.18	0.01	2.20
DTD 03/03/2016 2.222% 03/01/2021											
EXXON MOBIL CORPORATE (CALLABLE) NOTES	30231GAV4	9,240,000.00	MKTX		02/01/21	100.00	9,240,009.24	(15,144.36)	9.24	0.01	2.20
DTD 03/03/2016 2.222% 03/01/2021											
JOHN DEERE CAPITAL CORP CORP NOTES	24422EUV9	10,000,000.00	CITIGRP			100.73	10,072,680.00	79,480.00	73,852.09	0.36	0.24
DTD 06/07/2019 2.300% 06/07/2021											
WAL-MART STORES INC CORP NOTES	931142EJ8	7,000,000.00	CITIGRP			101.16	7,081,221.00	81,571.00	81,266.51	0.40	0.20
DTD 06/27/2018 3.125% 06/23/2021											
WAL-MART STORES INC CORP NOTES	931142EJ8	10,000,000.00	JPMCHASE			101.16	10,116,030.00	104,230.00	114,495.57	0.40	0.20
DTD 06/27/2018 3.125% 06/23/2021											



Managed Account Fair Market Value & Analytics

For the Month Ending January 31, 2021

SAN BERNARDINO COUNTY - 76990800

Security Type/Description	Dated Date/Coupon/Maturity	CUSIP	Par	Broker	Next Call Date	Market Price	Market Value	Unreal G/L On Cost	Unreal G/L Amort Cost	Effective Duration	YTM at Mkt
Corporate Note											
MICROSOFT CORP (CALLABLE) NOTES	594918BP8	594918BP8	9,800,000.00	LOOP CAP	07/08/21	100.61	9,859,642.80	251,918.80	103,996.04	0.44	0.38
DTD 08/08/2016 1.550% 08/08/2021											
TOYOTA MOTOR CREDIT CORP CORP NOTES	89236TGJ8	89236TGJ8	15,000,000.00	BK AMER		101.12	15,168,270.00	170,070.00	168,880.67	0.68	0.16
DTD 10/07/2019 1.800% 10/07/2021											
TOYOTA MOTOR CREDIT CORP CORP NOTES	89236TFU4	89236TFU4	10,000,000.00	TOR DOM		100.29	10,028,620.00	28,620.00	28,620.00	1.03	2.57
DTD 03/18/2019 2.850% 02/18/2022											
3M COMPANY BONDS	88579YBF7	88579YBF7	5,000,000.00	MORGANST	02/01/22	102.49	5,124,450.00	126,800.00	125,287.31	0.99	0.45
DTD 02/22/2019 2.750% 03/01/2022											
JOHN DEERE CAPITAL CORP	24422EUT4	24422EUT4	5,000,000.00	BK AMER		103.11	5,155,585.00	157,985.00	156,492.76	1.15	0.28
DTD 03/07/2019 2.950% 04/01/2022											
TOYOTA MOTOR CREDIT CORP	89236TFX8	89236TFX8	10,000,000.00	CITIGRP		102.80	10,279,600.00	285,900.00	282,100.46	1.18	0.31
DTD 04/12/2019 2.650% 04/12/2022											
US BANK NA CINCINNATI FLOATING CORP NOT	90331HPD9	90331HPD9	10,000,000.00	JPMCHAS		100.33	10,033,160.00	99,360.00	75,858.10	0.07	0.65
DTD 05/23/2019 0.653% 05/23/2022											
US BANK NA CINCINNATI FLOATING CORP NOT	90331HPD9	90331HPD9	10,000,000.00	JPMCHAS		100.33	10,033,160.00	100,460.00	76,744.76	0.07	0.65
DTD 05/23/2019 0.653% 05/23/2022											
JOHN DEERE CAPITAL CORP CORP NOTES	24422EVA4	24422EVA4	5,000,000.00	CITI		102.27	5,113,660.00	120,110.00	116,849.70	1.36	0.29
DTD 09/12/2019 1.950% 06/13/2022											
JOHN DEERE CAPITAL CORP CORPORATE NOTES	24422EVG1	24422EVG1	5,000,000.00	BARCLAY		100.38	5,019,230.00	20,280.00	19,946.10	1.43	0.28
DTD 06/04/2020 0.550% 07/05/2022											
CHEVRON USA INC CORPORATE NOTES	166756AF3	166756AF3	14,500,000.00	CITIGRP		100.01	14,500,812.00	812.00	812.00	1.53	0.33
DTD 08/12/2020 0.333% 08/12/2022											
EXXON MOBIL CORPORATION	30231GBB7	30231GBB7	3,000,000.00	MORGANST		102.57	3,077,016.00	77,016.00	77,016.00	1.52	0.24
DTD 08/16/2019 1.902% 08/16/2022											
US BANK NA CINCINNATI	90331HPF4	90331HPF4	12,000,000.00	BARCLAYS	12/09/22	103.13	12,375,816.00	385,896.00	382,139.48	1.84	0.33
DTD 12/09/2019 1.950% 01/09/2023											
BANK OF NY MELLON CORP NOTES	06406RAM9	06406RAM9	5,000,000.00	DIRECT		103.01	5,150,420.00	78,070.00	98,227.21	1.97	0.33
DTD 01/28/2020 1.850% 01/27/2023											



Managed Account Fair Market Value & Analytics

For the Month Ending January 31, 2021

SAN BERNARDINO COUNTY - 76990800

Security Type/Description	CUSIP	Par	Broker	Next Call Date	Market Price	Market Value	Unreal G/L On Cost	Unreal G/L Amort Cost	Effective Duration	YTM at Mkt
JOHN DEERE CAPITAL CORP CORPORATE NOTES	24422EVH9	3,000,000.00	BARCLAY		100.77	3,023,223.00	25,683.00	25,154.30	2.42	0.38
DTD 06/04/2020 0.700% 07/05/2023										
CHEVRON USA INC CORPORATE NOTES	166756AJ5	10,000,000.00	BARCLAY		100.15	10,014,540.00	14,540.00	14,540.00	2.52	0.37
DTD 08/12/2020 0.426% 08/11/2023										
JOHN DEERE CAPITAL CORP CORPORATE NOTES	24422EVJ5	3,000,000.00	MITSU		100.24	3,007,230.00	10,710.00	10,344.85	2.68	0.31
DTD 10/09/2020 0.400% 10/10/2023										

Security Type Sub-Total **176,540,000.00** **178,474,380.04** **2,317,022.44** **2,037,093.33** **0.98** **0.61**

Commercial Paper

COOPERATIVE RABOBANK U.A. COMM PAPER	21687AP15	50,000,000.00	RABOBAN		100.00	49,999,550.00	120,091.67	(450.00)	0.01	0.32
DTD 05/14/2020 0.000% 02/01/2021										
COOPERATIVE RABOBANK U.A. COMM PAPER	21687AP15	50,000,000.00	RABO_DI		100.00	49,999,550.00	61,522.22	(450.00)	0.01	0.32
DTD 05/14/2020 0.000% 02/01/2021										
JP MORGAN SECURITIES LLC COMM PAPER	46640PP15	50,000,000.00	CHASE		100.00	49,999,300.00	61,633.33	(700.00)	0.01	0.50
DTD 07/29/2020 0.000% 02/01/2021										
CREDIT AGRICOLE CIB NY COMM PAPER	22533TP18	248,000,000.00	CREDITA		100.00	247,997,520.00	(1,033.33)	(2,480.00)	0.01	0.36
DTD 01/27/2021 0.000% 02/01/2021										
BNP PARIBAS NY BRANCH COMM PAPER	09659BP53	50,000,000.00	BNP DIR		100.00	49,999,150.00	38,205.56	205.56	0.02	0.12
DTD 09/10/2020 0.000% 02/05/2021										
EXXON MOBIL CORP COMM PAPER	30229APA1	50,000,000.00	EXXON		100.00	49,998,200.00	56,561.11	950.00	0.03	0.13
-- 0.000% 02/10/2021										
BNP PARIBAS NY BRANCH COMM PAPER	09659BO11	30,000,000.00	BNP DIR		99.99	29,997,420.00	18,253.20	2,086.64	0.09	0.11
DTD 10/20/2020 0.000% 03/01/2021										
BNP PARIBAS NY BRANCH COMM PAPER	09659BO29	25,000,000.00	BNP DIR		99.99	24,997,775.00	15,275.00	1,802.78	0.09	0.11
DTD 10/27/2020 0.000% 03/02/2021										
COOPERATIVE RABOBANK UA COMM PAPER	21687AQ55	50,000,000.00	RABO_DI		99.99	49,993,150.00	28,775.00	1,594.44	0.10	0.15
DTD 07/06/2020 0.000% 03/05/2021										



Managed Account Fair Market Value & Analytics

For the Month Ending January 31, 2021

SAN BERNARDINO COUNTY - 76990800

Security Type/Description	Dated Date/Coupon/Maturity	CUSIP	Par	Broker	Next Call Date	Market Price	Market Value	Unreal G/L On Cost	Unreal G/L Amort Cost	Effective Duration	YTM at Mkt
Commercial Paper											
BNP PARIBAS NY BRANCH COMM PAPER	09659BOA1	50,000,000.00	BNP DIR	99.99	49,994,150.00	46,941.67	4,941.67	0.11	0.11	0.11	0.11
DTD 09/10/2020 0.000% 03/10/2021											
BNP PARIBAS NY BRANCH COMM PAPER	09659BOB9	25,000,000.00	BNP DIR	99.99	24,997,000.00	15,750.00	2,277.78	0.11	0.11	0.11	0.11
DTD 10/27/2020 0.000% 03/11/2021											
NATIXIS NY BRANCH COMM PAPER	63873J0X1	50,000,000.00	NATIXIS	99.97	49,987,200.00	19,866.67	4,116.67	0.17	0.17	0.17	0.16
DTD 12/08/2020 0.000% 03/31/2021											
STARBUCK FUNDING CORP COMM PAPER	85520LRK3	50,000,000.00	CITIGRP	99.94	49,968,900.00	12,302.78	(4,363.89)	0.22	0.22	0.22	0.29
DTD 12/15/2020 0.000% 04/19/2021											
STARBUCK FUNDING CORP COMM PAPER	85520LRM9	50,000,000.00	CHASE	99.94	49,968,100.00	6,600.00	(8,858.33)	0.23	0.23	0.23	0.29
DTD 12/09/2020 0.000% 04/21/2021											
NATIXIS NY BRANCH COMM PAPER	63873JRW2	50,000,000.00	NATIXIS	99.96	49,979,650.00	26,927.78	7,761.11	0.25	0.25	0.25	0.16
DTD 08/20/2020 0.000% 04/30/2021											
COOPERATIVE RABOBANK U.A. COMM PAPER	21687AS38	50,000,000.00	RABO_DI	99.95	49,973,900.00	24,455.56	(822.22)	0.26	0.26	0.26	0.20
DTD 11/02/2020 0.000% 05/03/2021											
JP MORGAN SECURITIES LLC COMM PAPER	46640PS53	50,000,000.00	CHASE	99.95	49,973,150.00	28,150.00	1,566.67	0.27	0.27	0.27	0.21
DTD 11/06/2020 0.000% 05/05/2021											
FAIRWAY FINANCE CORP COMM PAPER	30601VSL6	50,000,000.00	CHASE	99.90	49,950,050.00	1,050.00	(13,950.00)	0.31	0.31	0.31	0.33
DTD 12/15/2020 0.000% 05/20/2021											
NATIXIS NY BRANCH COMM PAPER	63873JSL5	50,000,000.00	NATIXIS	99.95	49,974,150.00	15,538.89	4,150.00	0.31	0.31	0.31	0.17
DTD 12/21/2020 0.000% 05/20/2021											
NATIXIS NY BRANCH COMM PAPER	63873JSU5	50,000,000.00	NATIXIS	99.94	49,971,800.00	19,341.67	5,633.34	0.33	0.33	0.33	0.17
DTD 12/16/2020 0.000% 05/28/2021											
TOYOTA MOTOR CREDIT CORP COMM PAPER	89233GSU1	50,000,000.00	TOYOTA	99.94	49,972,150.00	19,691.67	5,983.34	0.33	0.33	0.33	0.17
DTD 09/01/2020 0.000% 05/28/2021											
FAIRWAY FINANCE CORP COMM PAPER	30601VUSU6	50,000,000.00	BMO	99.89	49,946,300.00	(33.33)	(15,033.33)	0.33	0.33	0.33	0.33
DTD 11/30/2020 0.000% 05/28/2021											
TOYOTA MOTOR CREDIT CORP COMM PAPER	89233GSU1	50,000,000.00	TOYOTA	99.94	49,972,150.00	7,900.00	1,150.00	0.33	0.33	0.33	0.17
DTD 09/01/2020 0.000% 05/28/2021											
COOPERATIVE RABOBANK U.A. COMM PAPER	21687AT11	25,000,000.00	RABO_DI	99.92	24,980,425.00	11,050.00	(2,075.00)	0.34	0.34	0.34	0.23
DTD 11/03/2020 0.000% 06/01/2021											



Managed Account Fair Market Value & Analytics

For the Month Ending January 31, 2021

SAN BERNARDINO COUNTY - 76990800

Security Type/Description	Dated Date/Coupon/Maturity	CUSIP	Par	Broker	Next Call Date	Market Price	Market Value	Unreal G/L On Cost	Unreal G/L Amort Cost	Effective Duration	YTM at Mkt
Commercial Paper											
COOPERATIVE RABOBANK U.A. COMM PAPER		21687AT29	25,000,000.00	RABO_DI		99.92	24,980,175.00	10,945.83	(2,179.17)	0.34	0.23
DTD 11/03/2020 0.000% 06/02/2021											
JP MORGAN SECURITIES LLC COMM PAPER		46640PT78	50,000,000.00	CHASE		99.92	49,961,600.00	26,350.00	(1,650.00)	0.36	0.22
DTD 10/28/2020 0.000% 06/07/2021											
BNP PARIBAS NY BRANCH COMM PAPER		09659BTE0	25,000,000.00	BNP DIR		99.94	24,984,550.00	13,272.22	4,869.44	0.38	0.17
DTD 09/17/2020 0.000% 06/14/2021											
JP MORGAN SECURITIES LLC COMM PAPER		46640PTW3	50,000,000.00	CHASE		99.91	49,952,850.00	27,711.11	(1,622.22)	0.42	0.23
DTD 10/28/2020 0.000% 06/30/2021											
TOYOTA MOTOR CREDIT CORP COMM PAPER		89233GTW6	50,000,000.00	TOYOTA		99.92	49,960,950.00	19,866.67	4,408.34	0.42	0.19
DTD 10/28/2020 0.000% 06/30/2021											
BNP PARIBAS NY BRANCH COMM PAPER		09659BU24	25,000,000.00	BNP DIR		99.93	24,981,325.00	8,366.67	4,394.45	0.43	0.18
DTD 12/29/2020 0.000% 07/02/2021											
JP MORGAN SECURITIES LLC COMM PAPER		46640PU84	50,000,000.00	CHASE		99.90	49,949,700.00	5,616.67	(2,327.77)	0.45	0.23
DTD 01/05/2021 0.000% 07/08/2021											
NATIXIS NY BRANCH COMM PAPER		63873JUE8	25,000,000.00	NATIXIS		99.91	24,978,500.00	3,437.50	6.94	0.46	0.19
DTD 12/16/2020 0.000% 07/14/2021											
TOYOTA MOTOR CREDIT CORP COMM PAPER		89233GUL8	25,000,000.00	TOYOTA		99.91	24,977,300.00	(3,366.67)	(3,922.23)	0.48	0.19
DTD 01/27/2021 0.000% 07/20/2021											
NATIXIS NY BRANCH COMM PAPER		63873JUP3	25,000,000.00	NATIXIS		99.91	24,976,950.00	(5,841.67)	(6,327.78)	0.49	0.19
DTD 10/27/2020 0.000% 07/23/2021											
COOPERATIVE RABOBANK U.A. COMM PAPER		21687AUP6	50,000,000.00	RABO_DI		99.91	49,953,800.00	(6,866.67)	(7,977.78)	0.49	0.19
DTD 01/27/2021 0.000% 07/23/2021											
CREDIT AGRICOLE CIB NY COMM PAPER		22533TUW4	50,000,000.00	CREDITA		99.91	49,957,250.00	(4,416.67)	(5,458.34)	0.51	0.17
-- 0.000% 07/30/2021											
TOYOTA MOTOR CREDIT CORP COMM PAPER		89233GV29	50,000,000.00	TOYOTA		99.90	49,948,250.00	20,055.56	3,861.11	0.51	0.20
DTD 12/10/2020 0.000% 08/02/2021											



Managed Account Fair Market Value & Analytics

For the Month Ending **January 31, 2021**

SAN BERNARDINO COUNTY - 76990800

Security Type/Description	Dated Date/Coupon/Maturity	CUSIP	Par	Broker	Next Call Date	Market Price	Market Value	Unreal G/L On Cost	Unreal G/L Amort Cost	Effective Duration	YTM at Mkt
Commercial Paper											
COOPERATIVE RABOBANK U.A. COMM PAPER	08/02/2021	21687AV26	50,000,000.00	RABO_DI		99.89	49,946,000.00	(16,083.33)	(16,083.33)	0.51	0.21
EXXON MOBIL CORP COMM PAPER	08/02/2021	30229AW13	50,000,000.00	EXXON		99.91	49,954,450.00	35,269.44	22,172.22	0.60	0.15
DTD 12/18/2020 0.000% 09/01/2021											

Security Type Sub-Total **1,903,000,000.00** **1,902,054,340.00** **789,133.78** **(12,798.89)** **0.25** **0.23**

Certificate of Deposit

WELLS FARGO BANK NA CERT DEPOS	08/02/2021	95001KFR0	25,000,000.00	WELLSFAR		100.01	25,003,452.65	3,452.65	3,452.65	0.01	-3.11
SVENSKA HANDELSBANKEN NY CERT DEPOS	08/02/2021	86959RFR6	50,000,000.00	SVENSKA		100.01	50,004,202.05	4,202.05	4,202.05	0.01	-1.86
US BANK NATL ASSOC CERT DEPOS	08/02/2021	90333V3L2	50,000,000.00	US BANK		100.00	50,000,748.60	748.60	748.60	0.01	-0.22
BANK OF MONTREAL CHICAGO CERT DEPOS	08/02/2021	06367BYX1	25,000,000.00	BMO		100.00	25,000,166.45	166.45	166.45	0.01	0.08
BANK OF MONTREAL CHICAGO CERT DEPOS	08/02/2021	06367BYY9	25,000,000.00	BMO		100.00	25,000,540.98	540.98	540.98	0.04	0.13
SWEDBANK NY CERT DEPOS	08/02/2021	87019VL54	50,000,000.00	SWEDBK		100.00	50,002,163.00	2,163.00	2,163.00	0.07	0.14
ROYAL BANK OF CANADA NY CERT DEPOS	08/02/2021	87019VL62	50,000,000.00	SWEDBK		100.00	50,002,329.35	2,329.35	2,329.35	0.08	0.14
TORONTO DOMINION BANK NY CERT DEPOS	08/02/2021	78012UTC9	50,000,000.00	ROYAL		100.07	50,035,238.25	35,238.25	35,238.25	0.09	0.10
TORONTO DOMINION BANK NY CERT DEPOS	08/02/2021	89114NH81	50,000,000.00	TOR DOM		100.07	50,036,097.95	36,097.95	36,097.95	0.09	0.10
DTD 03/02/2020 1.000% 03/01/2021											



Managed Account Fair Market Value & Analytics

For the Month Ending January 31, 2021

SAN BERNARDINO COUNTY - 76990800

Security Type/Description	Dated Date/Coupon/Maturity	CUSIP	Par	Broker	Next Call Date	Market Price	Market Value	Unreal G/L On Cost	Unreal G/L Amort Cost	Effective Duration	YTM at Mkt
Certificate of Deposit											
NORDEA BANK ABP NEW YORK CERT DEPOS		65558TS55	50,000,000.00	LOOP CA		100.00	50,000,000.00	0.00	0.00	0.15	0.17
DTD 11/03/2020 0.170% 03/24/2021											
ROYAL BANK OF CANADA NY CERT DEPOS		78012UWD3	50,000,000.00	RBC CAP		100.03	50,012,988.45	12,988.45	12,988.45	0.26	0.21
DTD 05/20/2020 0.310% 05/03/2021											
NORDEA BANK ABP NEW YORK CERT DEPOS		65558TS48	50,000,000.00	LOOP CA		99.99	49,996,050.00	(3,950.00)	(3,950.00)	0.26	0.23
DTD 11/03/2020 0.200% 05/03/2021											
SWEDBANK NY CERT DEPOS		87019VN78	50,000,000.00	DIRECT		100.00	49,999,989.00	(11.00)	(11.00)	0.27	0.21
DTD 11/24/2020 0.210% 05/07/2021											
SWEDBANK NY CERT DEPOS		87019VN86	25,000,000.00	DIRECT		100.00	24,999,294.10	(705.90)	(705.90)	0.28	0.21
DTD 11/30/2020 0.200% 05/10/2021											
NORDEA BANK ABP NEW YORK CERT DEPOS		65558TYO2	50,000,000.00	CHASE		100.05	50,025,869.60	25,869.60	25,869.60	0.31	0.21
DTD 05/20/2020 0.380% 05/19/2021											
BANK OF NOVA SCOTIA HOUS CERT DEPOS		06417MMG7	50,000,000.00	SCOTIA		100.00	50,001,640.35	1,640.35	1,640.35	0.33	0.21
DTD 12/07/2020 0.220% 05/28/2021											
SWEDBANK NY CERT DEPOS		87019VQ34	50,000,000.00	DIRECT		99.99	49,995,040.90	(4,959.10)	(4,959.10)	0.33	0.21
DTD 01/05/2021 0.180% 05/28/2021											
BANK OF MONTREAL CHICAGO FLOATING CD		06367BMN6	50,000,000.00	BMO_DIR		100.06	50,030,050.00	30,050.00	30,050.00	0.08	0.32
DTD 06/05/2020 0.315% 06/01/2021											
BANK OF MONTREAL CHICAGO CERT DEPOS		06367BRX9	50,000,000.00	BMO_DIR		100.00	50,001,686.30	1,686.30	1,686.30	0.34	0.21
DTD 08/25/2020 0.220% 06/02/2021											
ROYAL BANK OF CANADA NY CERT DEPOS		78012UZ01	50,000,000.00	RBC CAP		100.01	50,003,813.25	3,813.25	3,813.25	0.38	0.21
DTD 11/24/2020 0.230% 06/16/2021											
SVENSKA HANDELSBANKEN NY CERT DEPOS		86959RHV5	50,000,000.00	SVENSKA		100.05	50,025,396.30	25,396.30	25,396.30	0.43	0.21
DTD 07/15/2020 0.330% 07/01/2021											
NORDEA BANK AB NEW YORK CERT DEPOS		65558TC94	50,000,000.00	PIPER J		100.03	50,016,914.40	16,914.40	16,914.40	0.43	0.21
DTD 07/17/2020 0.290% 07/01/2021											
ROYAL BANK OF CANADA NY CERT DEPOS		78012UXY6	50,000,000.00	RBC CAP		100.00	49,997,846.65	(2,153.35)	(2,153.35)	0.43	0.21
DTD 09/29/2020 0.200% 07/01/2021											



Managed Account Fair Market Value & Analytics

For the Month Ending January 31, 2021

SAN BERNARDINO COUNTY - 76990800

Security Type/Description	Dated Date/Coupon/Maturity	CUSIP	Par	Broker	Next Call Date	Market Price	Market Value	Unreal G/L On Cost	Unreal G/L Amort Cost	Effective Duration	YTM at Mkt
Certificate of Deposit											
SVENSKA HANDELSBANKEN NY CERT DEPOS		86959RKN9	50,000,000.00	CHASE		100.01	50,003,151.20	1,258.52	2,111.27	0.43	0.21
DTD 10/01/2020 0.225% 07/01/2021											
BANK OF AMERICA NA CERT DEPOS		06052TM23	50,000,000.00	BAML		100.00	49,997,849.15	(2,150.85)	(2,150.85)	0.43	0.21
DTD 10/09/2020 0.200% 07/01/2021											
BANK OF NOVA SCOTIA HOUS CERT DEPOS		06417MLZ6	50,000,000.00	SCOTIA		100.01	50,004,227.35	4,227.35	4,227.35	0.43	0.21
DTD 11/24/2020 0.230% 07/01/2021											
BANK OF NOVA SCOTIA HOUSTON CERT DEPOS		06417MKL8	100,000,000.00	SCOTIA		100.06	100,059,275.20	59,275.20	59,275.20	0.43	0.21
DTD 07/15/2020 0.350% 07/01/2021											
SWEDBANK NY CERT DEPOS		87019VO59	25,000,000.00	DIRECT		100.00	25,001,099.88	1,099.88	1,099.88	0.44	0.21
DTD 01/06/2021 0.220% 07/07/2021											
NORDEA BANK ABP NEW YORK CERT DEPOS		65558T312	50,000,000.00	CASTLE		99.97	49,985,015.30	(14,984.70)	(14,984.70)	0.50	0.21
DTD 01/27/2021 0.150% 07/28/2021											
TORONTO DOMINION BANK NY CERT DEPOS		89114NN27	35,000,000.00	TOR DOM		100.11	35,037,674.32	(14,458.18)	5,941.49	0.51	0.22
DTD 10/07/2020 0.430% 08/02/2021											
BANK OF MONTREAL CHI FLOATING CERT DEPOS		06367BSO3	50,000,000.00	BMO		99.98	49,987,650.00	(12,350.00)	(12,350.00)	0.01	0.23
DTD 08/28/2020 0.209% 08/02/2021											
ROYAL BANK OF CANADA NY CERT DEPOS		78012UYE9	50,000,000.00	RBC CAP		99.99	49,997,393.90	(2,606.10)	(2,606.10)	0.51	0.22
DTD 10/01/2020 0.210% 08/02/2021											
SVENSKA HANDELSBANKEN NY CERT DEPOS		86959RLB4	50,000,000.00	DIRECT		100.01	50,002,534.80	2,534.80	2,534.80	0.51	0.22
DTD 11/02/2020 0.230% 08/02/2021											
SVENSKA HANDELSBANKEN NY CERT DEPOS		86959RLO1	50,000,000.00	DIRECT		100.02	50,011,510.60	11,510.60	11,510.60	0.58	0.22
DTD 11/24/2020 0.260% 08/25/2021											
BANK OF NOVA SCOTIA HOUS CERT DEPOS		06417MMK8	50,000,000.00	SCOTIA		100.02	50,008,922.85	8,922.85	8,922.85	0.60	0.22
DTD 12/08/2020 0.250% 09/01/2021											
ROYAL BANK OF CANADA NY CERT DEPOS		78012UE35	50,000,000.00	RBC		99.96	49,979,124.35	(20,875.65)	(20,875.65)	0.60	0.22
DTD 01/28/2021 0.150% 09/01/2021											



Managed Account Fair Market Value & Analytics

For the Month Ending January 31, 2021

SAN BERNARDINO COUNTY - 76990800

Security Type/Description	Dated Date/Coupon/Maturity	CUSIP	Par	Broker	Next Call Date	Market Price	Market Value	Unreal G/L On Cost	Unreal G/L Amort Cost	Effective Duration	YTM at Mkt
Security Type Sub-Total											
			1,710,000,000.00				1,710,266,947.48	212,922.30	234,174.72	0.31	0.08
Bank Note											
US BANK NA CINCINNATI CALLABLE BANK	90331HNP4	15,000,000.00	US BANK	03/26/21	100.48	15,072,495.00	73,395.00	72,563.98		0.16	1.11
NOTE											
DTD 04/26/2018 3.150% 04/26/2021											
US BANK BANK NOTE (CALLABLE)	90331HNP7	10,000,000.00	MORGANST	10/15/21	102.37	10,236,560.00	250,360.00	240,186.28		0.70	0.46
DTD 11/16/2018 3.450% 11/16/2021											
US BANK NA CINCINNATI BKNT (CALLABLE)	90331HPJ6	8,000,000.00	MORGANST	12/21/21	101.38	8,110,136.00	112,936.00	111,491.95		0.89	0.38
DTD 01/21/2020 1.800% 01/21/2022											
US BANK NA CORP NOTE (CALLABLE)	90331HPC1	7,000,000.00	BARCLAYS	04/22/22	103.01	7,210,462.00	217,882.00	213,684.55		1.21	0.35
DTD 05/23/2019 2.650% 05/23/2022											
WELLS FARGO BANK NA CALLABLE BANK	9498816A0	20,000,000.00	WELLSFAR	09/09/21	101.00	20,199,240.00	199,240.00	199,240.00		0.61	1.45
NOTE											
DTD 09/11/2019 2.082% 09/09/2022											
Security Type Sub-Total			60,000,000.00				60,828,893.00	853,813.00	837,166.76	0.62	0.93

Asset-Backed Security

MBALT 2019-B A2	587690AB7	728,051.91	WELLSFAR		100.18	729,392.33	1,378.71	1,356.48		0.14	1.80
DTD 11/20/2019 2.010% 12/15/2021											
HAROT 2019-2 A2	43815MAB2	476,303.28	JPMCHASE		100.13	476,908.04	605.52	605.02		0.07	2.43
DTD 05/29/2019 2.570% 12/21/2021											
TAOT 2019-B A2A	892391AB0	940,607.74	BAML		100.11	941,686.33	1,088.75	1,082.39		1.03	2.48
DTD 05/08/2019 2.590% 02/15/2022											
MBALT 2020-A A2	58770FAB8	1,426,581.99	MUFG		100.31	1,430,945.76	4,422.40	4,394.52		1.12	1.55
DTD 01/29/2020 1.820% 03/15/2022											
TAOT 2019-C A2A	89238UAB6	931,649.59	JPM		100.16	933,161.75	1,555.48	1,531.62		0.13	1.86
DTD 08/14/2019 2.000% 04/15/2022											
HAROT 2019-3 A2	43815NAB0	1,381,483.96	SOCGEN		100.28	1,385,319.93	3,932.67	3,880.00		0.19	1.67
DTD 08/27/2019 1.900% 04/15/2022											
JOHN DEERE OWNER TRUST	477870AB5	750,130.35	RBC		100.15	751,256.07	1,128.57	1,127.02		1.28	2.16
DTD 07/24/2019 2.280% 05/16/2022											
MBART 2019-1 A2A	58769TAB1	1,748,368.34	MIZUHO		100.30	1,753,537.57	5,336.37	5,253.14		0.17	1.82
DTD 09/25/2019 2.040% 06/15/2022											



Managed Account Fair Market Value & Analytics

For the Month Ending January 31, 2021

SAN BERNARDINO COUNTY - 76990800

Security Type/Description	Dated Date/Coupon/Maturity	CUSIP	Par	Broker	Next Call Date	Market Price	Market Value	Unreal G/L On Cost	Unreal G/L Amort Cost	Effective Duration	YTM at Mkt
Asset-Backed Security											
HAROT 2019-4 A2		43813VAB4	4,023,350.00	CITI		100.49	4,042,934.06	19,832.71	19,717.81	0.28	1.51
DTD 11/26/2019 1.860% 06/20/2022											
HART 2019-B A2		44891JAB4	813,754.77	RBC CAP		100.30	816,187.41	2,483.01	2,459.77	0.19	1.72
DTD 11/06/2019 1.930% 07/15/2022											
TAOT 2019-D A2		89233MAB9	3,073,344.89	BARCLAYS		100.39	3,085,354.60	12,236.84	12,132.94	0.25	1.65
DTD 11/13/2019 1.920% 07/15/2022											
MBALT 2019-B A3		58769OAC5	2,500,000.00	WELLSFAR		101.17	2,529,227.75	29,625.25	29,460.94	0.77	1.31
DTD 11/20/2019 2.000% 10/17/2022											
HAROT 2020-1 A2		43813RAB3	5,896,157.86	JPM_CHAS		100.60	5,931,521.25	35,960.67	35,750.26	0.41	1.28
DTD 02/26/2020 1.630% 10/21/2022											
TAOT 2020-A A2		89232HAB1	7,829,536.68	MUFG		100.50	7,868,600.59	39,160.21	39,126.26	0.36	1.39
DTD 02/12/2020 1.670% 11/15/2022											
MBALT 2020-A A3		58770FAC6	5,000,000.00	MUFG		101.33	5,066,295.00	66,954.00	66,722.63	0.97	1.13
DTD 01/29/2020 1.840% 12/15/2022											
JOHN DEERE OWNER TRUST OTHER ABS		47789KAB9	3,300,904.16	BOFA		100.31	3,311,296.07	10,625.28	10,551.90	1.94	0.85
DTD 03/11/2020 1.010% 01/15/2023											
HAROT 2019-1 A3		43814WAC9	3,492,178.00	BK AMER		101.66	3,550,082.15	57,997.74	57,953.22	0.63	2.04
DTD 02/27/2019 2.830% 03/20/2023											
HAROT 2019-2 A3		43815MAC0	8,500,000.00	JPMCHASE		101.76	8,649,425.75	149,742.80	149,611.62	0.75	1.77
DTD 05/29/2019 2.520% 06/21/2023											
JDOT 2019-A A3		47789JAD8	3,690,820.39	CITI		101.76	3,755,826.07	65,459.28	65,261.53	0.65	2.17
DTD 03/13/2019 2.910% 07/15/2023											
TAOT 2019-A A3		89239AAD5	6,860,516.72	SOC GEN		101.69	6,976,395.65	117,128.92	116,571.73	0.66	2.20
DTD 02/13/2019 2.910% 07/15/2023											
HAROT 2019-3 A3		43815NAC8	4,750,000.00	SOCGEN		101.55	4,823,672.50	73,711.92	73,697.66	0.98	1.16
DTD 08/27/2019 1.780% 08/15/2023											
TAOT 2019-B A3		89239JAD6	5,000,000.00	BAML		101.87	5,093,373.50	94,171.00	93,846.38	0.75	1.82
DTD 05/08/2019 2.570% 08/15/2023											
TAOT 2019-C A3		89238UAD2	5,000,000.00	JPM		101.51	5,075,432.00	75,473.00	75,458.25	0.87	1.32
DTD 08/14/2019 1.910% 09/15/2023											
BAACT 2018-A2 A2		05522RCZ9	10,000,000.00	TOR DOM		100.58	10,058,148.00	(112,164.50)	(54,607.37)	2.53	2.77
DTD 05/17/2018 3.000% 09/15/2023											
JDOT 2019-B A3		47787OAC3	2,500,000.00	RBC		101.85	2,546,263.75	46,794.50	46,609.98	0.93	1.55
DTD 07/24/2019 2.210% 12/15/2023											



Managed Account Fair Market Value & Analytics

For the Month Ending January 31, 2021

SAN BERNARDINO COUNTY - 76990800

Security Type/Description	Dated Date/Coupon/Maturity	CUSIP	Par	Broker	Next Call Date	Market Price	Market Value	Unreal G/L On Cost	Unreal G/L Amort Cost	Effective Duration	YTM at Mkt
Asset-Backed Security											
TAOT 2019-D A3		89233MAD5	4,500,000.00	BARCLAYS		102.02	4,590,981.00	91,305.90	91,210.88	1.13	1.22
DTD 11/13/2019 1.920% 01/16/2024											
HAROT 2019-4 A3		43813VAC2	9,000,000.00	CITI		102.17	9,195,688.80	197,292.60	196,833.92	1.22	1.08
DTD 11/26/2019 1.830% 01/18/2024											
HART 2019-B A3		44891JAC2	3,750,000.00	RBC CAP		101.81	3,817,803.38	67,976.25	67,926.12	1.01	1.33
DTD 11/06/2019 1.940% 02/15/2024											
MBART 2019-1 A3		58769TAD7	7,000,000.00	MIZUHO		101.56	7,108,985.80	109,949.70	109,657.52	0.96	1.42
DTD 09/25/2019 1.930% 03/15/2024											
HAROT 2020-1 A3		43813RAC1	10,000,000.00	JPM_CHAS		102.18	10,217,602.00	219,562.00	219,121.42	1.48	0.93
DTD 02/26/2020 1.610% 04/22/2024											
TAOT 2020-A A3		89232HAC9	15,000,000.00	MUFG		101.94	15,290,907.00	291,990.00	291,742.60	1.34	1.06
DTD 02/12/2020 1.660% 05/15/2024											
JOHN DEERE OWNER TRUST		47789KAC7	5,000,000.00	BOFA		101.29	5,064,623.00	64,928.50	64,866.76	1.50	0.73
DTD 03/11/2020 1.100% 08/15/2024											
CHAIT 2012-A7 A7		161571FO2	10,000,000.00	JPMCHASE		103.13	10,313,058.00	252,901.75	269,457.91	3.49	1.28
DTD 10/09/2012 2.160% 09/15/2024											
CHAIT 2020-A1 A1		161571HP2	8,000,000.00	JPMCHASE		102.57	8,205,688.00	207,520.80	207,164.05	3.85	0.87
DTD 02/18/2020 1.530% 01/15/2025											
Security Type Sub-Total			162,863,740.63				165,387,580.86	2,308,068.60	2,377,536.88	1.33	1.44
Managed Account Sub-Total			9,294,536,120.80				9,408,760,906.76	118,328,803.57	110,652,178.93	1.22	0.23
Securities Sub-Total			\$9,294,536,120.80			\$9,408,760,906.76	\$118,328,803.57	\$110,652,178.93		1.22	0.23%
Accrued Interest						\$21,138,459.97					
Total Investments						\$9,429,899,366.73					

Bolded items are forward settling trades.



Managed Account Security Transactions & Interest

For the Month Ending January 31, 2021

SAN BERNARDINO COUNTY - 76990800

Transaction Type	Trade	Settle	Security Description	CUSIP	Par	Principal Proceeds	Accrued Interest	Total	Realized G/L Cost	Realized G/L Amort Cost	Sale Method
BUY	01/04/21	01/04/21	CANTOR FITZGERALD REPO AGRMT DTD 01/04/2021 0.060% 01/05/2021	RE1332494	100,000,000.00	(100,000,000.00)	0.00	(100,000,000.00)			
	01/04/21	01/04/21	CREDIT AGRICOLE CIB NY COMM PAPER	22533TN51	146,000,000.00	(145,999,675.56)	0.00	(145,999,675.56)			
	01/05/21	01/05/21	TOYOTA MOTOR CREDIT CORP COMM PAPER	89233GSU1	50,000,000.00	(49,964,250.00)	0.00	(49,964,250.00)			
	01/05/21	01/05/21	DTD 09/01/2020 0.000% 05/28/2021 CREDIT AGRICOLE CIB NY COMM PAPER	22533TN69	131,000,000.00	(130,999,708.89)	0.00	(130,999,708.89)			
	01/05/21	01/05/21	-- 0.000% 01/06/2021 CANTOR FITZGERALD REPO AGRMT DTD 01/05/2021 0.070% 01/06/2021	RE1332486	100,000,000.00	(100,000,000.00)	0.00	(100,000,000.00)			
	01/05/21	01/05/21	SWEDBANK NY CERT DEPOS DTD 01/05/2021 0.180% 05/28/2021	87019VO34	50,000,000.00	(50,000,000.00)	0.00	(50,000,000.00)			
	01/05/21	01/06/21	JP MORGAN SECURITIES LLC COMM PAPER	46640PU84	50,000,000.00	(49,944,083.33)	0.00	(49,944,083.33)			
	01/05/21	01/06/21	DTD 01/05/2021 0.000% 07/08/2021 SWEDBANK NY CERT DEPOS	87019VO59	25,000,000.00	(25,000,000.00)	0.00	(25,000,000.00)			
	01/05/21	01/06/21	DTD 01/06/2021 0.220% 07/07/2021 BNP PARIBAS NY BRANCH COMM PAPER	09659BU24	25,000,000.00	(24,972,958.33)	0.00	(24,972,958.33)			
	01/06/21	01/06/21	DTD 12/29/2020 0.000% 07/02/2021 CREDIT AGRICOLE CIB NY COMM PAPER	22533TN77	17,000,000.00	(16,999,962.22)	0.00	(16,999,962.22)			
	01/06/21	01/06/21	DTD 07/07/2020 0.000% 01/07/2021 NATIXIS NY BRANCH COMM PAPER	63873JUE8	25,000,000.00	(24,975,062.50)	0.00	(24,975,062.50)			
	01/06/21	01/06/21	DTD 12/16/2020 0.000% 07/14/2021 CANTOR FITZGERALD REPO AGRMT	RE1332478	100,000,000.00	(100,000,000.00)	0.00	(100,000,000.00)			
	01/07/21	01/07/21	DTD 01/06/2021 0.070% 01/07/2021 CANTOR FITZGERALD REPO AGRMT	RE1332460	100,000,000.00	(100,000,000.00)	0.00	(100,000,000.00)			
	01/07/21	01/07/21	DTD 01/07/2021 0.070% 01/08/2021 CREDIT AGRICOLE CIB NY COMM PAPER	22533TN85	49,000,000.00	(48,999,891.11)	0.00	(48,999,891.11)			
			-- 0.000% 01/08/2021								



Managed Account Security Transactions & Interest

For the Month Ending January 31, 2021

SAN BERNARDINO COUNTY - 76990800

Transaction Type	Trade	Settle	Security Description	CUSIP	Par	Principal Proceeds	Accrued Interest	Total	Realized G/L Cost	Realized G/L Amort Cost	Sale Method
BUY											
	01/08/21	01/08/21	CANTOR FITZGERALD REPO AGRMT DTD 01/08/2021 0.060% 01/11/2021	RE1332452	100,000,000.00	(100,000,000.00)	0.00	(100,000,000.00)			
	01/08/21	01/08/21	CREDIT AGRICOLE CIB NY COMM PAPER	22533TNB8	18,000,000.00	(17,999,880.00)	0.00	(17,999,880.00)			
	01/11/21	01/11/21	-- 0.000% 01/11/2021 CREDIT AGRICOLE CIB NY COMM PAPER	22533TNC6	117,000,000.00	(116,999,740.00)	0.00	(116,999,740.00)			
	01/12/21	01/12/21	-- 0.000% 01/12/2021 CANTOR FITZGERALD REPO AGRMT	RE1332445	100,000,000.00	(100,000,000.00)	0.00	(100,000,000.00)			
	01/12/21	01/12/21	DTD 01/12/2021 0.060% 01/13/2021 CREDIT AGRICOLE CIB NY COMM PAPER	22533TND4	193,000,000.00	(192,999,571.11)	0.00	(192,999,571.11)			
	01/13/21	01/13/21	DTD 07/22/2020 0.000% 01/13/2021 CREDIT AGRICOLE CIB NY COMM PAPER	22533TNE2	274,000,000.00	(273,999,391.11)	0.00	(273,999,391.11)			
	01/13/21	01/22/21	-- 0.000% 01/14/2021 FRESB 2021-SB82 A5	30318CAA5	3,500,000.00	(3,517,164.00)	(1,367.92)	(3,518,531.92)			
	01/13/21	01/22/21	DTD 01/01/2021 0.670% 11/01/2025 FRESB 2021-SB82 A5	30318CAA5	1,500,000.00	(1,507,356.00)	(586.25)	(1,507,942.25)			
	01/14/21	01/14/21	DTD 01/01/2021 0.670% 11/01/2025 CREDIT AGRICOLE CIB NY COMM PAPER	22533TNF9	272,000,000.00	(271,999,395.56)	0.00	(271,999,395.56)			
	01/15/21	01/15/21	-- 0.000% 01/15/2021 CREDIT AGRICOLE CIB NY COMM PAPER	22533TNK8	198,000,000.00	(197,998,240.00)	0.00	(197,998,240.00)			
	01/19/21	01/19/21	DTD 07/23/2020 0.000% 01/19/2021 CREDIT AGRICOLE CIB NY COMM PAPER	22533TNL6	182,000,000.00	(181,999,595.56)	0.00	(181,999,595.56)			
	01/20/21	01/20/21	-- 0.000% 01/20/2021 CREDIT AGRICOLE CIB NY COMM PAPER	22533TNM4	163,000,000.00	(162,999,637.78)	0.00	(162,999,637.78)			
	01/21/21	01/21/21	-- 0.000% 01/21/2021 RBC TRI-PARTY REPO AGRMT	RE1330944	5,000,000.00	(5,000,000.00)	0.00	(5,000,000.00)			
			DTD 01/21/2021 0.020% 01/22/2021								



Managed Account Security Transactions & Interest

For the Month Ending **January 31, 2021**

SAN BERNARDINO COUNTY - 76990800

Transaction Type	Trade	Settle	Security Description	CUSIP	Par	Principal Proceeds	Accrued Interest	Total	Realized G/L Cost	Realized G/L Amort Cost	Sale Method
BUY											
	01/21/21	01/21/21	CREDIT AGRICOLE CIB NY COMM PAPER	22533TNN2	133,000,000.00	(132,999,704.44)	0.00	(132,999,704.44)			
			-- 0.000% 01/22/2021								
	01/22/21	01/22/21	CREDIT AGRICOLE CIB NY COMM PAPER	22533TNR3	165,000,000.00	(164,998,900.00)	0.00	(164,998,900.00)			
			-- 0.000% 01/25/2021								
	01/25/21	01/25/21	CREDIT AGRICOLE CIB NY COMM PAPER	22533TNS1	171,000,000.00	(170,999,620.00)	0.00	(170,999,620.00)			
			-- 0.000% 01/26/2021								
	01/26/21	01/26/21	CREDIT AGRICOLE CIB NY COMM PAPER	22533TNT9	158,000,000.00	(157,999,648.89)	0.00	(157,999,648.89)			
			DTD 07/31/2020 0.000% 01/27/2021								
	01/26/21	01/26/21	RBC TRI-PARTY REPO AGRMT	RE1330936	5,000,000.00	(5,000,000.00)	0.00	(5,000,000.00)			
			DTD 01/26/2021 0.020% 01/27/2021								
	01/26/21	02/03/21	FEDERAL FARM CREDIT BANK NOTES	31333EMPH9	10,000,000.00	(9,994,400.00)	0.00	(9,994,400.00)			
			DTD 02/03/2021 0.125% 02/03/2023								
	01/26/21	02/03/21	FEDERAL FARM CREDIT BANK NOTES	31333EMPH9	40,000,000.00	(39,977,600.00)	0.00	(39,977,600.00)			
			DTD 02/03/2021 0.125% 02/03/2023								
	01/27/21	01/27/21	CREDIT AGRICOLE CIB NY COMM PAPER	22533TNU6	325,000,000.00	(324,999,368.06)	0.00	(324,999,368.06)			
			-- 0.000% 01/28/2021								
	01/27/21	01/27/21	CREDIT AGRICOLE CIB NY COMM PAPER	22533TUW4	50,000,000.00	(49,961,666.67)	0.00	(49,961,666.67)			
			-- 0.000% 07/30/2021								
	01/27/21	01/27/21	NORDEA BANK ABP NEW YORK CERT DEPOS	65558T3J2	50,000,000.00	(50,000,000.00)	0.00	(50,000,000.00)			
			DTD 01/27/2021 0.150% 07/28/2021								
	01/27/21	01/27/21	TOYOTA MOTOR CREDIT CORP COMM PAPER	89233GUL8	25,000,000.00	(24,980,666.67)	0.00	(24,980,666.67)			
			DTD 01/27/2021 0.000% 07/20/2021								



Managed Account Security Transactions & Interest

For the Month Ending January 31, 2021

SAN BERNARDINO COUNTY - 76990800

Transaction Type	Trade	Settle	Security Description	CUSIP	Par	Principal Proceeds	Accrued Interest	Total	Realized G/L Cost	Realized G/L Amort Cost	Sale Method
BUY											
	01/27/21	01/27/21	NATIXIS NY BRANCH COMM PAPER DTD 10/27/2020 0.000% 07/23/2021	63873JUP3	25,000,000.00	(24,982,791.67)	0.00	(24,982,791.67)			
	01/27/21	01/27/21	COOPERATIVE RABOBANK U.A. COMM PAPER	21687AUP6	50,000,000.00	(49,960,666.67)	0.00	(49,960,666.67)			
	01/27/21	01/27/21	RBC TRI-PARTY REPO AGRMT DTD 01/27/2021 0.020% 01/28/2021	RE1330928	10,000,000.00	(10,000,000.00)	0.00	(10,000,000.00)			
	01/27/21	01/29/21	FHMS K729 A2 DTD 12/01/2017 3.136% 10/01/2024	3137FCM43	16,500,000.00	(17,969,531.25)	(40,245.33)	(18,009,776.58)			
	01/28/21	01/28/21	ROYAL BANK OF CANADA NY CERT DEPOS	78012UE35	50,000,000.00	(50,000,000.00)	0.00	(50,000,000.00)			
	01/28/21	01/28/21	RBC TRI-PARTY REPO AGRMT DTD 01/28/2021 0.150% 09/01/2021	RE1330910	5,000,000.00	(5,000,000.00)	0.00	(5,000,000.00)			
	01/28/21	01/28/21	CREDIT AGRICOLE CIB NY COMM PAPER	22533TNV4	284,000,000.00	(283,999,447.78)	0.00	(283,999,447.78)			
	01/29/21	01/29/21	-- 0.000% 01/29/2021 CREDIT AGRICOLE CIB NY COMM PAPER	22533TP18	248,000,000.00	(247,998,553.33)	0.00	(247,998,553.33)			
	01/29/21	02/01/21	COOPERATIVE RABOBANK U.A. COMM PAPER	21687AV26	50,000,000.00	(49,962,083.33)	0.00	(49,962,083.33)			
	01/29/21	08/02/2021	DTD 01/29/2021 0.000% 08/02/2021								
Transaction Type Sub-Total					4,465,500,000.00	(4,466,660,211.82)	(42,199.50)	(4,466,702,411.32)			
INTEREST											
	01/01/21	01/25/21	FHMS K045 A2 DTD 05/01/2015 3.023% 01/01/2025	3137BHXJ1	25,000,000.00	0.00	62,980.00	62,980.00			
	01/01/21	01/25/21	FHMS KJ32 A1 DTD 11/01/2020 0.516% 06/25/2025	3137F2U08	2,989,415.31	0.00	1,285.45	1,285.45			
	01/01/21	01/25/21	FHMS K033 A2 DTD 10/01/2013 3.060% 07/01/2023	3137B4WB8	2,800,000.00	0.00	7,140.00	7,140.00			



Managed Account Security Transactions & Interest

For the Month Ending January 31, 2021

SAN BERNARDINO COUNTY - 76990800

Transaction Type	Trade	Settle	Security Description	CUSIP	Par	Principal Proceeds	Accrued Interest	Total	Realized G/L Cost	Realized G/L Amort Cost	Sale Method
INTEREST											
	01/02/21	01/02/21	FANNIE MAE NOTES DTD 07/08/2019 1.750% 07/02/2024	3135G0V75	25,000,000.00	0.00	218,750.00	218,750.00			
	01/04/21	01/04/21	BANK OF MONTREAL CHI FLOATING CERT DEPOS	06367BSO3	50,000,000.00	0.00	11,154.90	11,154.90			
	01/05/21	01/05/21	JOHN DEERE CAPITAL CORP CORPORATE NOTES	24422EVG1	5,000,000.00	0.00	16,118.06	16,118.06			
	01/05/21	01/05/21	JOHN DEERE CAPITAL CORP CORPORATE NOTES	24422EVH9	3,000,000.00	0.00	12,308.33	12,308.33			
	01/07/21	01/07/21	FANNIE MAE NOTES DTD 06/04/2020 0.700% 07/05/2023	3135G0X24	75,000,000.00	0.00	609,375.00	609,375.00			
	01/09/21	01/09/21	US BANK NA CINCINNATI DTD 01/10/2020 1.625% 01/07/2025	90331HPF4	12,000,000.00	0.00	117,000.00	117,000.00			
	01/10/21	01/10/21	FANNIE MAE NOTES DTD 12/09/2019 1.950% 01/09/2023	3135G05G4	50,000,000.00	0.00	62,500.00	62,500.00			
	01/11/21	01/11/21	FANNIE MAE NOTES DTD 07/10/2020 0.250% 07/10/2023	3135G0U92	60,000,000.00	0.00	787,500.00	787,500.00			
	01/15/21	01/15/21	TAOT 2019-C A2A DTD 01/11/2019 2.625% 01/11/2022	89238UAB6	1,241,547.90	0.00	2,069.25	2,069.25			
	01/15/21	01/15/21	MBALT 2019-B A2 DTD 08/14/2019 2.000% 04/15/2022	58769QAB7	978,189.24	0.00	1,638.47	1,638.47			
	01/15/21	01/15/21	MBALT 2020-A A3 DTD 11/20/2019 2.010% 12/15/2021	58770FAC6	5,000,000.00	0.00	7,666.67	7,666.67			
	01/15/21	01/15/21	CHAIT 2012-A7 A7 DTD 01/29/2020 1.840% 12/15/2022	161571FO2	10,000,000.00	0.00	18,000.00	18,000.00			
	01/15/21	01/15/21	TAOT 2019-D A2 DTD 10/09/2012 2.160% 09/15/2024	89233MAB9	3,605,196.00	0.00	5,768.31	5,768.31			
	01/15/21	01/15/21	CHAIT 2020-A1 A1 DTD 11/13/2019 1.920% 07/15/2022	161571HP2	8,000,000.00	0.00	10,200.00	10,200.00			
	01/15/21	01/15/21	TAOT 2020-A A2 DTD 02/18/2020 1.530% 01/15/2025	89232HAB1	8,814,230.16	0.00	12,266.47	12,266.47			



Managed Account Security Transactions & Interest

For the Month Ending January 31, 2021

SAN BERNARDINO COUNTY - 76990800

Transaction Type	Trade	Settle	Security Description	CUSIP	Par	Principal Proceeds	Accrued Interest	Total	Realized G/L Cost	Realized G/L Amort Cost	Sale Method
INTEREST											
	01/15/21	01/15/21	MBART 2019-1 A3	58769TAD7	7,000,000.00	0.00	11,316.67	11,316.67			
			DTD 09/25/2019 1.930% 03/15/2024								
	01/15/21	01/15/21	MBALT 2020-A A2	58770FAB8	0.00	0.00	2,531.46	2,531.46			
			DTD 01/29/2020 1.820% 03/15/2022								
	01/15/21	01/15/21	TAOT 2019-D A3	89233MAD5	4,500,000.00	0.00	7,200.00	7,200.00			
			DTD 11/13/2019 1.920% 01/16/2024								
	01/15/21	01/15/21	TAOT 2019-B A3	89239JAD6	5,000,000.00	0.00	10,708.34	10,708.34			
			DTD 05/08/2019 2.570% 08/15/2023								
	01/15/21	01/15/21	TAOT 2019-C A3	89238UAD2	5,000,000.00	0.00	7,958.34	7,958.34			
			DTD 08/14/2019 1.910% 09/15/2023								
	01/15/21	01/15/21	JDOT 2019-B A3	477870AC3	2,500,000.00	0.00	4,604.17	4,604.17			
			DTD 07/24/2019 2.210% 12/15/2023								
	01/15/21	01/15/21	TAOT 2019-A A3	89239AAD5	7,373,588.96	0.00	17,880.95	17,880.95			
			DTD 02/13/2019 2.910% 07/15/2023								
	01/15/21	01/15/21	JOHN DEERE OWNER TRUST	47789KAC7	5,000,000.00	0.00	4,583.34	4,583.34			
			DTD 03/11/2020 1.100% 08/15/2024								
	01/15/21	01/15/21	BAACT 2018-A2 A2	05522RCZ9	10,000,000.00	0.00	25,000.00	25,000.00			
			DTD 05/17/2018 3.000% 09/15/2023								
	01/15/21	01/15/21	TAOT 2019-B A2A	89239JAB0	1,695,626.79	0.00	3,659.73	3,659.73			
			DTD 05/08/2019 2.590% 02/15/2022								
	01/15/21	01/15/21	HAROT 2019-3 A3	43815NAC8	4,750,000.00	0.00	7,045.83	7,045.83			
			DTD 08/27/2019 1.780% 08/15/2023								
	01/15/21	01/15/21	JOHN DEERE OWNER TRUST OTHER	47789KAB9	0.00	0.00	3,107.50	3,107.50			
			ABS								
			DTD 03/11/2020 1.010% 01/15/2023								
	01/15/21	01/15/21	MBALT 2019-B A3	58769OAC5	2,500,000.00	0.00	4,166.67	4,166.67			
			DTD 11/20/2019 2.000% 10/17/2022								
	01/15/21	01/15/21	HAROT 2019-3 A2	43815NAB0	1,717,582.89	0.00	2,719.51	2,719.51			
			DTD 08/27/2019 1.900% 04/15/2022								
	01/15/21	01/15/21	TAOT 2020-A A3	89232HAC9	15,000,000.00	0.00	20,750.00	20,750.00			
			DTD 02/12/2020 1.660% 05/15/2024								
	01/15/21	01/15/21	JDOT 2019-A A3	47789JAD8	3,986,308.26	0.00	9,666.80	9,666.80			
			DTD 03/13/2019 2.910% 07/15/2023								



Managed Account Security Transactions & Interest

For the Month Ending January 31, 2021

SAN BERNARDINO COUNTY - 76990800

Transaction Type	Trade	Settle	Security Description	CUSIP	Par	Principal Proceeds	Accrued Interest	Total	Realized G/L Cost	Realized G/L Amort Cost	Sale Method
INTEREST											
	01/15/21	01/15/21	MBART 2019-1 A2A	58769TAB1	2,263,075.26	0.00	3,847.23	3,847.23			
			DTD 09/25/2019 2.040% 06/15/2022								
	01/15/21	01/15/21	HART 2019-B A2	44891JAB4	1,016,757.45	0.00	1,635.28	1,635.28			
			DTD 11/06/2019 1.930% 07/15/2022								
	01/15/21	01/15/21	HART 2019-B A3	44891JAC2	3,750,000.00	0.00	6,062.50	6,062.50			
			DTD 11/06/2019 1.940% 02/15/2024								
	01/16/21	01/16/21	JOHN DEERE OWNER TRUST	477870ABS	1,154,504.26	0.00	2,193.56	2,193.56			
			DTD 07/24/2019 2.280% 05/16/2022								
	01/18/21	01/18/21	HAROT 2019-4 A2	43813VAB4	4,707,231.76	0.00	7,296.21	7,296.21			
			DTD 11/26/2019 1.860% 06/20/2022								
	01/18/21	01/18/21	FEDERAL FARM CREDIT BANK NOTES	3133EJ5P0	50,000,000.00	0.00	650,000.00	650,000.00			
			DTD 01/18/2019 2.600% 01/18/2022								
	01/18/21	01/18/21	HAROT 2019-4 A3	43813VAC2	9,000,000.00	0.00	13,725.00	13,725.00			
			DTD 11/26/2019 1.830% 01/18/2024								
	01/18/21	01/18/21	HAROT 2019-1 A3	43814WAC9	3,776,842.48	0.00	8,907.05	8,907.05			
			DTD 02/27/2019 2.830% 03/20/2023								
	01/21/21	01/21/21	HAROT 2019-2 A3	43815MAC0	8,500,000.00	0.00	17,850.00	17,850.00			
			DTD 05/29/2019 2.520% 06/21/2023								
	01/21/21	01/21/21	HAROT 2020-1 A2	43813RAB3	6,592,277.42	0.00	8,954.51	8,954.51			
			DTD 02/26/2020 1.630% 10/21/2022								
	01/21/21	01/21/21	HAROT 2019-2 A2	43815MAB2	1,348,924.80	0.00	2,888.95	2,888.95			
			DTD 05/29/2019 2.570% 12/21/2021								
	01/21/21	01/21/21	HAROT 2020-1 A3	43813RAC1	10,000,000.00	0.00	13,416.67	13,416.67			
			DTD 02/26/2020 1.610% 04/22/2024								
	01/21/21	01/21/21	FREDDIE MAC NOTES	3137EAEU9	45,000,000.00	0.00	83,437.52	83,437.52			
			DTD 07/23/2020 0.375% 07/21/2025								
	01/21/21	01/21/21	US BANK NA CINCINNATI BKNT (CALLABLE)	90331HPJ6	8,000,000.00	0.00	72,000.00	72,000.00			
			DTD 01/21/2020 1.800% 01/21/2022								
	01/23/21	01/23/21	INTL BANK OF RECONSTRUCTION AND DEV NOTE	459058GHO	50,000,000.00	0.00	687,500.00	687,500.00			
			DTD 07/25/2018 2.750% 07/23/2021								



Managed Account Security Transactions & Interest

For the Month Ending January 31, 2021

SAN BERNARDINO COUNTY - 76990800

Transaction Type	Trade	Settle	Security Description	CUSIP	Par	Principal Proceeds	Accrued Interest	Total	Realized G/L Cost	Realized G/L Amort Cost	Sale Method
INTEREST											
	01/24/21	01/24/21	FEDERAL FARM CREDIT BANK NOTES(CALLABLE)	3133ELJN5	50,000,000.00	0.00	410,000.00	410,000.00			
			DTD 01/24/2020 1.640% 01/24/2023								
	01/25/21	01/25/21	FREDDIE MAC NOTES	3137EAET2	25,000,000.00	0.00	15,798.60	15,798.60			
			DTD 07/23/2020 0.125% 07/25/2022								
	01/27/21	01/27/21	BANK OF NY MELLON CORP NOTES	06406GRAM9	5,000,000.00	0.00	46,250.00	46,250.00			
			DTD 01/28/2020 1.850% 01/27/2023								
	01/29/21	01/29/21	FEDERATED GOVT OBLIGATIONS FUND	608919718	0.00	0.00	8.37	8.37			
			CALIFORNIA ASSET MANAGEMENT PROGRAM	CAMPMF025	0.00	0.00	38,037.56	38,037.56			
	01/29/21	01/29/21	STONECASTLE FICA	FICAMF003	0.00	0.00	1,486.31	1,486.31			
			BANK OF THE WEST MONEY MARKET FUND	BKOFWEST7	0.00	0.00	25,479.77	25,479.77			
	01/29/21	01/29/21	FIDELITY GOVT MM FUND 2642	31607A703	0.00	0.00	8.49	8.49			
	01/31/21	01/31/21	US TREASURY NOTES	912828S92	100,000,000.00	0.00	625,000.00	625,000.00			
			DTD 08/01/2016 1.250% 07/31/2023								
	01/31/21	01/31/21	US TREASURY NOTES	9128282N9	50,000,000.00	0.00	531,250.00	531,250.00			
			DTD 07/31/2017 2.125% 07/31/2024								
	01/31/21	01/31/21	US TREASURY NOTES	912828WY2	100,000,000.00	0.00	1,125,000.00	1,125,000.00			
			DTD 07/31/2014 2.250% 07/31/2021								
	01/31/21	01/31/21	US TREASURY NOTES	9128282P4	100,000,000.00	0.00	937,500.00	937,500.00			
			DTD 07/31/2017 1.875% 07/31/2022								
	01/31/21	01/31/21	US TREASURY NOTES	912828H86	50,000,000.00	0.00	375,000.00	375,000.00			
			DTD 02/02/2015 1.500% 01/31/2022								
Transaction Type Sub-Total					1,109,561,298.94	0.00	7,817,153.80	7,817,153.80			
MATURITY											
	01/04/21	01/04/21	US BANK NATL ASSOC CERT DEPOS	90333V3M0	25,000,000.00	25,000,000.00	47,250.00	25,047,250.00	0.00	0.00	
			DTD 05/06/2020 0.280% 01/04/2021								
	01/04/21	01/04/21	TORONTO DOMINION BANK NY CERT DEPOS	89114NKZ7	50,000,000.00	50,000,000.00	82,694.45	50,082,694.45	0.00	0.00	
			DTD 05/20/2020 0.260% 01/04/2021								



Managed Account Security Transactions & Interest

For the Month Ending January 31, 2021

SAN BERNARDINO COUNTY - 76990800

Transaction Type	Trade	Settle	Security Description	CUSIP	Par	Principal Proceeds	Accrued Interest	Total	Realized G/L Cost	Realized G/L Amort Cost	Sale Method
MATURITY											
	01/04/21	01/04/21	CREDIT AGRICOLE CIB NY COMM PAPER	22533TN44	75,000,000.00	75,000,000.00	0.00	75,000,000.00	76,083.33	0.00	
			DTD 07/22/2020 0.000% 01/04/2021								
	01/04/21	01/04/21	CREDIT AGRICOLE CIB NY COMM PAPER	22533TN44	125,000,000.00	125,000,000.00	0.00	125,000,000.00	1,388.89	0.00	
			DTD 07/22/2020 0.000% 01/04/2021								
	01/04/21	01/04/21	CANTOR FITZGERALD REPO AGRMT	REI1332502	100,000,000.00	100,000,000.00	833.33	100,000,833.33	0.00	0.00	
			DTD 12/30/2020 0.060% 01/04/2021								
	01/05/21	01/05/21	GTA FUNDING LLC COMM PAPER	40060WN57	25,000,000.00	25,000,000.00	0.00	25,000,000.00	2,479.17	0.00	
			DTD 12/15/2020 0.000% 01/05/2021								
	01/05/21	01/05/21	CANTOR FITZGERALD REPO AGRMT	REI1332494	100,000,000.00	100,000,000.00	166.67	100,000,166.67	0.00	0.00	
			DTD 01/04/2021 0.060% 01/05/2021								
	01/05/21	01/05/21	CREDIT AGRICOLE CIB NY COMM PAPER	22533TN51	146,000,000.00	146,000,000.00	0.00	146,000,000.00	324.44	0.00	
			-- 0.000% 01/05/2021								
	01/05/21	01/05/21	CREDIT AGRICOLE CIB NY COMM PAPER	22533TN51	83,000,000.00	83,000,000.00	0.00	83,000,000.00	2,697.50	0.00	
			-- 0.000% 01/05/2021								
	01/06/21	01/06/21	CANTOR FITZGERALD REPO AGRMT	REI1332486	100,000,000.00	100,000,000.00	194.44	100,000,194.44	0.00	0.00	
			DTD 01/05/2021 0.070% 01/06/2021								
	01/06/21	01/06/21	CREDIT AGRICOLE CIB NY COMM PAPER	22533TN69	131,000,000.00	131,000,000.00	0.00	131,000,000.00	291.11	0.00	
			-- 0.000% 01/06/2021								
	01/07/21	01/07/21	CREDIT AGRICOLE CIB NY COMM PAPER	22533TN77	17,000,000.00	17,000,000.00	0.00	17,000,000.00	37.78	0.00	
			DTD 07/07/2020 0.000% 01/07/2021								
	01/07/21	01/07/21	GTA FUNDING LLC COMM PAPER	40060WN73	25,000,000.00	25,000,000.00	0.00	25,000,000.00	2,083.33	0.00	
			-- 0.000% 01/07/2021								
	01/07/21	01/07/21	CANTOR FITZGERALD REPO AGRMT	REI1332478	100,000,000.00	100,000,000.00	194.44	100,000,194.44	0.00	0.00	
			DTD 01/06/2021 0.070% 01/07/2021								
	01/08/21	01/08/21	CREDIT AGRICOLE CIB NY COMM PAPER	22533TN85	49,000,000.00	49,000,000.00	0.00	49,000,000.00	108.89	0.00	
			-- 0.000% 01/08/2021								



Managed Account Security Transactions & Interest

For the Month Ending January 31, 2021

SAN BERNARDINO COUNTY - 76990800

Transaction Type	Trade	Settle	Security Description	CUSIP	Par	Principal Proceeds	Accrued Interest	Total	Realized G/L Cost	Realized G/L Amort Cost	Sale Method
MATURITY											
	01/08/21	01/08/21	CANTOR FITZGERALD REPO AGRMT	REI1332460	100,000,000.00	100,000,000.00	194.44	100,000,194.44	0.00	0.00	
			DTD 01/07/2021 0.070% 01/08/2021								
	01/08/21	01/08/21	SVENSKA HANDELSBANKEN NY CERT DEPOS	86959RJG6	25,000,000.00	25,000,000.00	19,500.00	25,019,500.00	0.00	0.00	
			DTD 08/05/2020 1.920% 01/08/2021								
	01/11/21	01/11/21	CREDIT AGRICOLE CIB NY COMM PAPER	22533TNB8	18,000,000.00	18,000,000.00	0.00	18,000,000.00	120.00	0.00	
			-- 0.000% 01/11/2021								
	01/11/21	01/11/21	CANTOR FITZGERALD REPO AGRMT	REI1332452	100,000,000.00	100,000,000.00	500.00	100,000,500.00	0.00	0.00	
			DTD 01/08/2021 0.060% 01/11/2021								
	01/11/21	01/11/21	TORONTO DOMINION BANK NY CERT DEPOS	89114NVQ5	50,000,000.00	50,000,000.00	11,333.35	50,011,333.35	0.00	0.00	
			DTD 11/24/2020 0.170% 01/11/2021								
	01/12/21	01/12/21	CREDIT AGRICOLE CIB NY COMM PAPER	22533TNC6	117,000,000.00	117,000,000.00	0.00	117,000,000.00	260.00	0.00	
			-- 0.000% 01/12/2021								
	01/12/21	01/12/21	CHEVRON CORP COMM PAPER	16677JNC6	200,000,000.00	200,000,000.00	0.00	200,000,000.00	14,666.67	0.00	
			DTD 12/09/2020 0.000% 01/12/2021								
	01/13/21	01/13/21	CREDIT AGRICOLE CIB NY COMM PAPER	22533TND4	193,000,000.00	193,000,000.00	0.00	193,000,000.00	428.89	0.00	
			DTD 07/22/2020 0.000% 01/13/2021								
	01/13/21	01/13/21	CREDIT AGRICOLE CIB NY COMM PAPER	22533TND4	25,000,000.00	25,000,000.00	0.00	25,000,000.00	27,951.39	0.00	
			DTD 07/22/2020 0.000% 01/13/2021								
	01/13/21	01/13/21	CANTOR FITZGERALD REPO AGRMT	REI1332445	100,000,000.00	100,000,000.00	166.67	100,000,166.67	0.00	0.00	
			DTD 01/12/2021 0.060% 01/13/2021								
	01/14/21	01/14/21	CREDIT AGRICOLE CIB NY COMM PAPER	22533TNE2	25,000,000.00	25,000,000.00	0.00	25,000,000.00	20,500.00	0.00	
			-- 0.000% 01/14/2021								
	01/14/21	01/14/21	CREDIT AGRICOLE CIB NY COMM PAPER	22533TNE2	274,000,000.00	274,000,000.00	0.00	274,000,000.00	608.89	0.00	
			-- 0.000% 01/14/2021								
	01/15/21	01/15/21	WELLS FARGO BANK NA BANK NOTE	9498815N3	10,000,000.00	10,000,000.00	130,000.00	10,130,000.00	(73,800.00)	0.00	
			DTD 01/23/2018 2.600% 01/15/2021								



Managed Account Security Transactions & Interest

For the Month Ending January 31, 2021

SAN BERNARDINO COUNTY - 76990800

Transaction Type	Trade	Settle	Security Description	CUSIP	Par	Principal Proceeds	Accrued Interest	Total	Realized G/L Cost	Realized G/L Amort Cost	Sale Method
MATURITY											
	01/15/21	01/15/21	CREDIT AGRICOLE CIB NY COMM PAPER	22533TNF9	272,000,000.00	272,000,000.00	0.00	272,000,000.00	604.44	0.00	
			-- 0.000% 01/15/2021								
	01/19/21	01/19/21	CREDIT AGRICOLE CIB NY COMM PAPER	22533TNK8	198,000,000.00	198,000,000.00	0.00	198,000,000.00	1,760.00	0.00	
			DTD 07/23/2020 0.000% 01/19/2021								
	01/20/21	01/20/21	CREDIT AGRICOLE CIB NY COMM PAPER	22533TNL6	182,000,000.00	182,000,000.00	0.00	182,000,000.00	404.44	0.00	
			-- 0.000% 01/20/2021								
	01/20/21	01/20/21	BANK OF MONTREAL CHICAGO CERT DEPOS	06367C3V7	50,000,000.00	50,000,000.00	14,402.80	50,014,402.80	0.00	0.00	
			DTD 11/20/2020 0.170% 01/20/2021								
	01/20/21	01/20/21	TORONTO DOMINION BANK NY CERT DEPOS	89114NV85	50,000,000.00	50,000,000.00	15,111.10	50,015,111.10	0.00	0.00	
			DTD 11/17/2020 0.170% 01/20/2021								
	01/21/21	01/21/21	CREDIT AGRICOLE CIB NY COMM PAPER	22533TNM4	163,000,000.00	163,000,000.00	0.00	163,000,000.00	362.22	0.00	
			-- 0.000% 01/21/2021								
	01/22/21	01/22/21	CREDIT AGRICOLE CIB NY COMM PAPER	22533TNN2	133,000,000.00	133,000,000.00	0.00	133,000,000.00	295.56	0.00	
			-- 0.000% 01/22/2021								
	01/22/21	01/22/21	RBC TRI-PARTY REPO AGRMT	RE1330944	5,000,000.00	5,000,000.00	2.78	5,000,002.78	0.00	0.00	
			DTD 01/21/2021 0.020% 01/22/2021								
	01/25/21	01/25/21	CREDIT AGRICOLE CIB NY COMM PAPER	22533TNR3	165,000,000.00	165,000,000.00	0.00	165,000,000.00	1,100.00	0.00	
			-- 0.000% 01/25/2021								
	01/25/21	01/25/21	INTERNATIONAL FINANCE CORPORATION NOTE	45950KCM0	25,000,000.00	25,000,000.00	281,250.00	25,281,250.00	73,500.00	0.00	
			DTD 01/25/2018 2.250% 01/25/2021								
	01/26/21	01/26/21	CREDIT AGRICOLE CIB NY COMM PAPER	22533TNS1	171,000,000.00	171,000,000.00	0.00	171,000,000.00	380.00	0.00	
			-- 0.000% 01/26/2021								
	01/27/21	01/27/21	EXXON MOBIL CORP COMM PAPER	30229ANT2	50,000,000.00	50,000,000.00	0.00	50,000,000.00	49,166.67	0.00	
			-- 0.000% 01/27/2021								



Managed Account Security Transactions & Interest

For the Month Ending January 31, 2021

SAN BERNARDINO COUNTY - 76990800

Transaction Type	Trade	Settle	Security Description	CUSIP	Par	Principal Proceeds	Accrued Interest	Total	Realized G/L Cost	Realized G/L Amort Cost	Sale Method
MATURITY											
	01/27/21	01/27/21	CREDIT AGRICOLE CIB NY COMM PAPER	22533TNT9	158,000,000.00	158,000,000.00	0.00	158,000,000.00	351.11	0.00	
			DTD 07/31/2020 0.000% 01/27/2021								
	01/27/21	01/27/21	RBC TRI-PARTY REPO AGRMT	REI330936	5,000,000.00	5,000,000.00	2.78	5,000,002.78	0.00	0.00	
			DTD 01/26/2021 0.020% 01/27/2021								
	01/28/21	01/28/21	CREDIT AGRICOLE CIB NY COMM PAPER	22533TNU6	325,000,000.00	325,000,000.00	0.00	325,000,000.00	631.94	0.00	
			-- 0.000% 01/28/2021								
	01/28/21	01/28/21	RBC TRI-PARTY REPO AGRMT	REI330928	10,000,000.00	10,000,000.00	5.56	10,000,005.56	0.00	0.00	
			DTD 01/27/2021 0.020% 01/28/2021								
	01/29/21	01/29/21	CREDIT AGRICOLE CIB NY COMM PAPER	22533TNV4	284,000,000.00	284,000,000.00	0.00	284,000,000.00	552.22	0.00	
			-- 0.000% 01/29/2021								
	01/29/21	01/29/21	RBC TRI-PARTY REPO AGRMT	REI330910	5,000,000.00	5,000,000.00	2.78	5,000,002.78	0.00	0.00	
			DTD 01/28/2021 0.020% 01/29/2021								
Transaction Type Sub-Total					4,639,000,000.00	4,639,000,000.00	603,805.59	4,639,603,805.59	205,338.88	0.00	
PAYDOWNS											
	01/01/21	01/01/21	FHMS K32 A1	3137F72U8	392,035.14	392,035.14	0.00	392,035.14	1.57	0.00	
			DTD 11/01/2020 0.516% 06/25/2025								
	01/15/21	01/15/21	TAOT 2020-A A2	89232HAB1	984,693.48	984,693.48	0.00	984,693.48	12.11	0.00	
			DTD 02/12/2020 1.670% 11/15/2022								
	01/15/21	01/15/21	JOHN DEERE OWNER TRUST OTHER ABS	47789KAB9	391,174.52	391,174.52	0.00	391,174.52	27.66	0.00	
			DTD 03/11/2020 1.010% 01/15/2023								
	01/15/21	01/15/21	HAROT 2019-3 A2	43815NAB0	336,098.93	336,098.93	0.00	336,098.93	23.52	0.00	
			DTD 08/27/2019 1.900% 04/15/2022								
	01/15/21	01/15/21	HART 2019-B A2	44891JAB4	203,002.68	203,002.68	0.00	203,002.68	12.57	0.00	
			DTD 11/06/2019 1.930% 07/15/2022								
	01/15/21	01/15/21	TAOT 2019-B A2A	89239JAB0	755,019.05	755,019.05	0.00	755,019.05	8.15	0.00	
			DTD 05/08/2019 2.590% 02/15/2022								
	01/15/21	01/15/21	TAOT 2019-A A3	89239AAD5	513,072.24	513,072.24	0.00	513,072.24	93.48	0.00	
			DTD 02/13/2019 2.910% 07/15/2023								



Managed Account Security Transactions & Interest

For the Month Ending January 31, 2021

SAN BERNARDINO COUNTY - 76990800

Transaction Type	Trade	Settle	Security Description	CUSIP	Par	Principal Proceeds	Accrued Interest	Total	Realized G/L Cost	Realized G/L Amort Cost	Sale Method
PAYDOWNS											
	01/15/21	01/15/21	JDOT 2019-A A3	47789JAD8	295,487.87	295,487.87	0.00	295,487.87	36.31	0.00	
			DTD 03/13/2019 2.910% 07/15/2023								
	01/15/21	01/15/21	TAOT 2019-D A2	89233MAB9	531,851.11	531,851.11	0.00	531,851.11	39.30	0.00	
			DTD 11/13/2019 1.920% 07/15/2022								
	01/15/21	01/15/21	TAOT 2019-C A2A	89238UAB6	309,898.31	309,898.31	0.00	309,898.31	14.41	0.00	
			DTD 08/14/2019 2.000% 04/15/2022								
	01/15/21	01/15/21	MBALT 2020-A A2	58770FAB8	242,512.44	242,512.44	0.00	242,512.44	9.97	0.00	
			DTD 01/29/2020 1.820% 03/15/2022								
	01/15/21	01/15/21	MBART 2019-1 A2A	58769TAB1	514,706.92	514,706.92	0.00	514,706.92	49.21	0.00	
			DTD 09/25/2019 2.040% 06/15/2022								
	01/15/21	01/15/21	MBALT 2019-B A2	58769QAB7	250,137.33	250,137.33	0.00	250,137.33	13.16	0.00	
			DTD 11/20/2019 2.010% 12/15/2021								
	01/16/21	01/16/21	JOHN DEERE OWNER TRUST	477870AB5	404,373.90	404,373.90	0.00	404,373.90	1.54	0.00	
			DTD 07/24/2019 2.280% 05/16/2022								
	01/18/21	01/18/21	HAROT 2019-1 A3	43814WAC9	284,664.48	284,664.48	0.00	284,664.48	7.63	0.00	
			DTD 02/27/2019 2.830% 03/20/2023								
	01/18/21	01/18/21	HAROT 2019-4 A2	43813VAB4	683,881.76	683,881.76	0.00	683,881.76	42.26	0.00	
			DTD 11/26/2019 1.860% 06/20/2022								
	01/21/21	01/21/21	HAROT 2020-1 A2	43813RAB3	696,119.56	696,119.56	0.00	696,119.56	70.52	0.00	
			DTD 02/26/2020 1.630% 10/21/2022								
	01/21/21	01/21/21	HAROT 2019-2 A2	43815MAB2	872,621.52	872,621.52	0.00	872,621.52	1.40	0.00	
			DTD 05/29/2019 2.570% 12/21/2021								
Transaction Type Sub-Total					8,661,351.24	8,661,351.24	0.00	8,661,351.24	464.77	0.00	
Managed Account Sub-Total					181,001,139.42	181,001,139.42	8,378,759.89	189,379,899.31	205,803.65	0.00	
Total Security Transactions					\$181,001,139.42	\$181,001,139.42	\$8,378,759.89	\$189,379,899.31	\$205,803.65	\$0.00	

Bolded items are forward settling trades.